



Real GDP Growth: 2023 -2.3%

NCPI Y-o-Y Change: February 5.1%

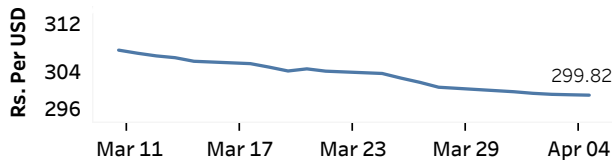
CCPI Y-o-Y Change: March 0.9%

Exchange Rates

(Rs. Per Unit)

05-Apr-24	TT Buying	TT Selling
USD	294.9271	304.2846
GBP	370.8620	385.8458
EUR	317.5980	331.1885
JPY	1.9426	2.0227

Indicative Rate of the USD/LKR Spot Exchange Rate



Source: Central Bank of Sri Lanka

USD Per Troy oz.

Source: Reuters

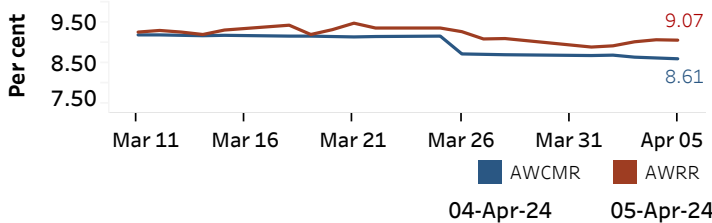
Money Market

Policy Rates: SDF Rate: 8.50%

SLF Rate: 9.50%

SRR: 2.00%

Overnight Money Market



Overnight Liquidity (Rs. bn)

121.54

134.21

Yield Rates of T-Bills

(per cent)

	Primary Market 03-Apr-24	Secondary Market 05-Apr-24 ^(a)
91 Day	10.11	10.15
182 Day	10.30	10.27
364 Day	10.28	10.24

Source: Central Bank of Sri Lanka

Share Market

05-Apr-24

ASPI ▲ 11,795.47
S&P ▲ 3,481.54

Daily Turnover

Rs.2,913.56 mn

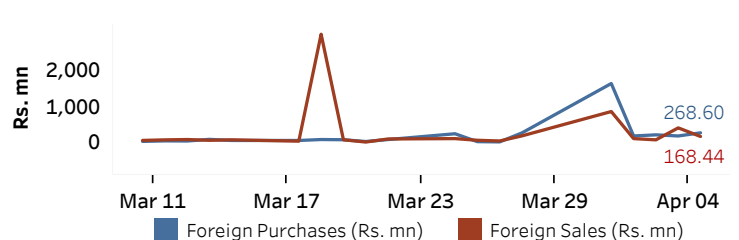
Market Capitalisation

Rs. 4,604.28 bn

PE Ratio

10.03

Foreign Purchases and Sales

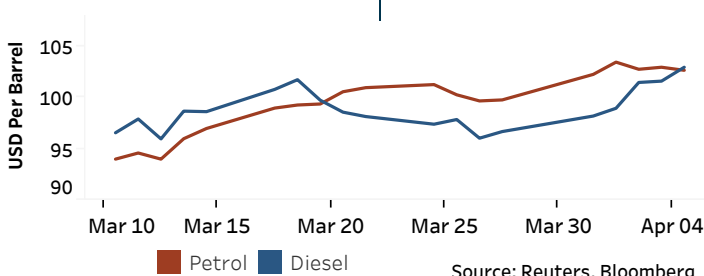


Source: Colombo Stock Exchange

Energy

Petroleum Products (USD per Barrel)

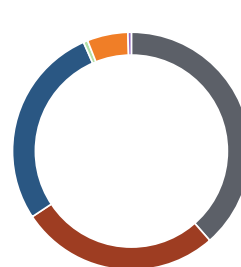
Crude Oil			Refined (Singapore Platts)		
08-Apr-24 ^(b)	04-Apr-24		05-Apr-24		
Brent	WTI	OPEC	Petrol	Diesel	Kerosene
89.58	85.48	89.58	102.70	103.00	107.50



Source: Reuters, Bloomberg

Electricity Generation

	04-Apr-24	05-Apr-24
Total Energy (GWh)	50.08	50.50
Peak Demand (MW)	2,496.00	2,595.10



Per cent

38.6	Thermal Coal
27.1	Thermal Oil
27.7	Hydro
0.6	Wind
5.5	Solar (Bulk)
0.5	Biomass

Source: Ceylon Electricity Board