



Real GDP Growth: 2023 -2.3%

NCPI Y-o-Y Change: February 5.1%

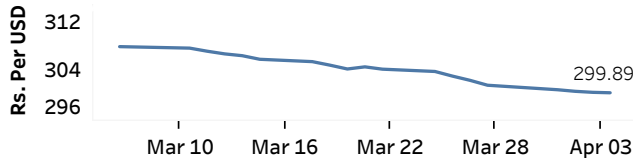
CCPI Y-o-Y Change: March 0.9%

### Exchange Rates

(Rs. Per Unit)

04-Apr-24	TT Buying	TT Selling
USD	295.0963	304.5631
GBP	371.8200	386.8512
EUR	318.2104	331.8435
JPY	1.9374	2.0176

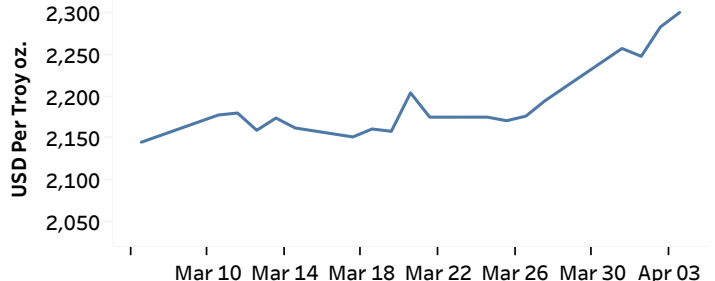
#### Indicative Rate of the USD/LKR Spot Exchange Rate



Source: Central Bank of Sri Lanka

### Gold Price

02-Apr-24	03-Apr-24	04-Apr-24
USD 2,248.42	USD 2,283.44	USD 2,300.75



Source: Reuters

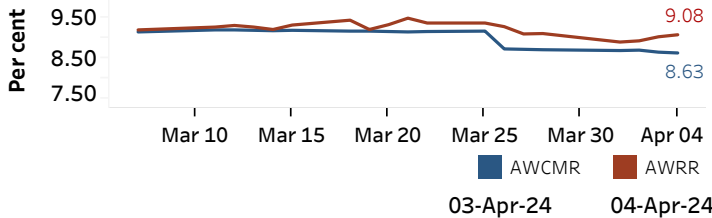
### Money Market

Policy Rates: SDF Rate: 8.50%

SLF Rate: 9.50%

SRR: 2.00%

#### Overnight Money Market



#### Yield Rates of T-Bills

(per cent)

	Primary Market 03-Apr-24	Secondary Market 04-Apr-24 <sup>(a)</sup>
91 Day	10.11	10.09
182 Day	10.30	10.27
364 Day	10.28	10.10

Source: Central Bank of Sri Lanka

Overnight Liquidity (Rs. bn)	03-Apr-24	04-Apr-24
	98.49	121.54

### Share Market

04-Apr-24

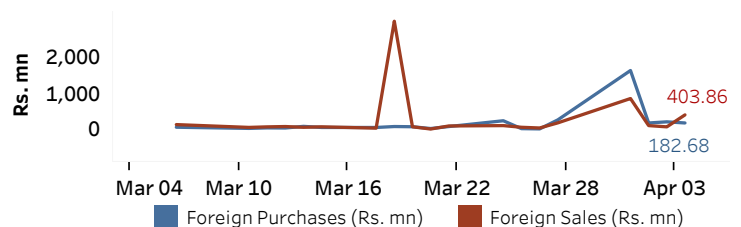
ASPI	▲	11,698.49
S&P	▲	3,437.32

#### Daily Turnover

Rs. 3,168.82 mn

Market Capitalisation	PE Ratio
Rs. 4,581.40 bn	9.98

#### Foreign Purchases and Sales

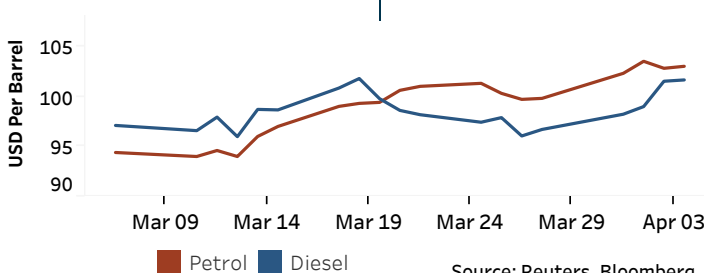


Source: Colombo Stock Exchange

### Energy

#### Petroleum Products (USD per Barrel)

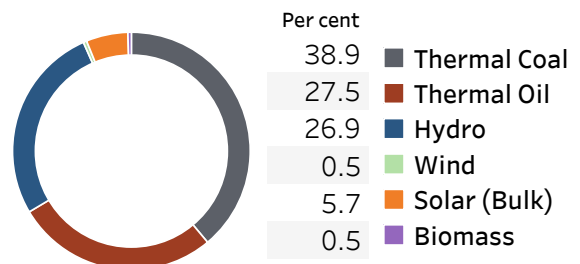
Crude Oil			Refined (Singapore Platts)		
05-Apr-24 <sup>(b)</sup>	03-Apr-24		04-Apr-24		
Brent	WTI	OPEC	Petrol	Diesel	Kerosene
90.90	86.71	89.58	103.00	101.64	106.06



Source: Reuters, Bloomberg

#### Electricity Generation

	03-Apr-24	04-Apr-24
Total Energy (GWh)	50.16	50.08
Peak Demand (MW)	2,573.80	2,496.00



Source: Ceylon Electricity Board