



Real GDP Growth: 2023 -2.3%

NCPI Y-o-Y Change: February 5.1%

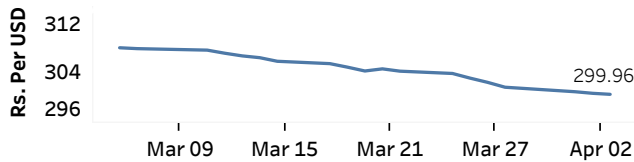
CCPI Y-o-Y Change: March 0.9%

Exchange Rates

(Rs. Per Unit)

03-Apr-24	TT Buying	TT Selling
USD	295.2486	304.6043
GBP	369.6280	384.7086
EUR	316.4844	329.9406
JPY	1.9383	2.0198

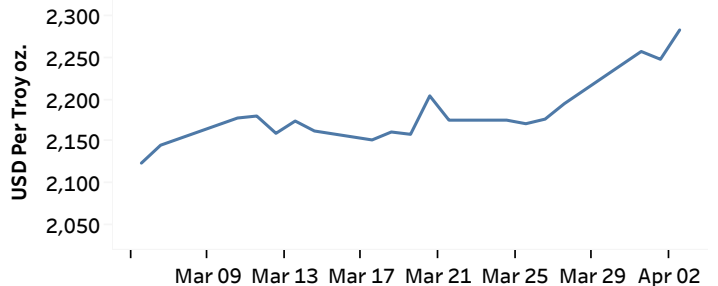
Indicative Rate of the USD/LKR Spot Exchange Rate



Source: Central Bank of Sri Lanka

Gold Price

01-Apr-24	02-Apr-24	03-Apr-24
USD 2,257.74	USD 2,248.42	USD 2,283.44



Source: Reuters

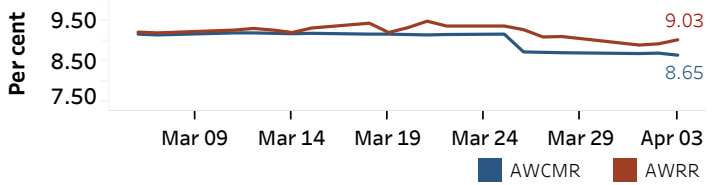
Money Market

Policy Rates: SDF Rate: 8.50%

SLF Rate: 9.50%

SRR: 2.00%

Overnight Money Market



Yield Rates of T-Bills

(per cent)

	Primary Market 03-Apr-24	Secondary Market 03-Apr-24 ^(a)
91 Day	10.11	10.09
182 Day	10.30	10.28
364 Day	10.28	10.29

Source: Central Bank of Sri Lanka

Overnight Liquidity (Rs. bn)	02-Apr-24	03-Apr-24
	56.60	98.49

Share Market

03-Apr-24

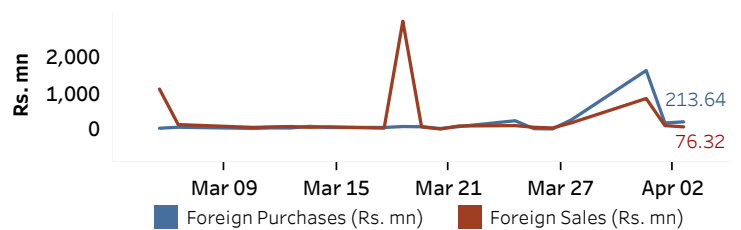
ASPI	▲	11,624.90
S&P	▲	3,393.28

Daily Turnover

Rs.2,123.92 mn

Market Capitalisation	PE Ratio
Rs. 4,565.27 bn	9.94

Foreign Purchases and Sales

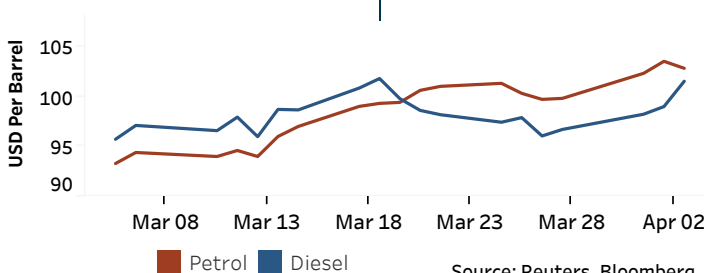


Source: Colombo Stock Exchange

Energy

Petroleum Products (USD per Barrel)

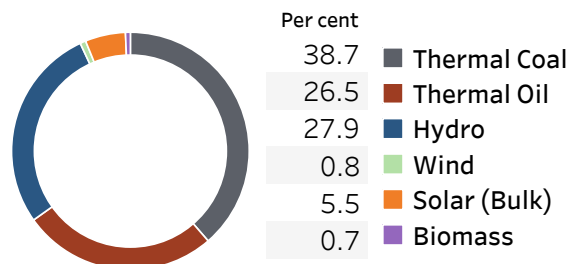
Crude Oil			Refined (Singapore Platts)		
04-Apr-24 ^(b)	02-Apr-24	03-Apr-24	02-Apr-24	03-Apr-24	03-Apr-24
Brent	WTI	OPEC	Petrol	Diesel	Kerosene
89.58	85.67	88.97	102.80	101.51	105.55



Source: Reuters, Bloomberg

Electricity Generation

	02-Apr-24	03-Apr-24
Total Energy (GWh)	49.16	50.16
Peak Demand (MW)	2,542.10	2,573.80



Source: Ceylon Electricity Board