



Real GDP Growth: 2023 -2.3%

NCPI Y-o-Y Change: February 5.1%

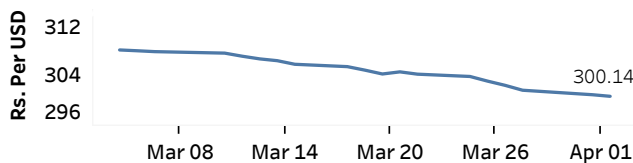
CCPI Y-o-Y Change: March 0.9%

Exchange Rates

(Rs. Per Unit)

| 02-Apr-24 | TT Buying | TT Selling |
|-----------|-----------|------------|
| USD | 295.2015 | 304.9073 |
| GBP | 369.0036 | 383.8836 |
| EUR | 315.3217 | 328.7414 |
| JPY | 1.9381 | 2.0186 |

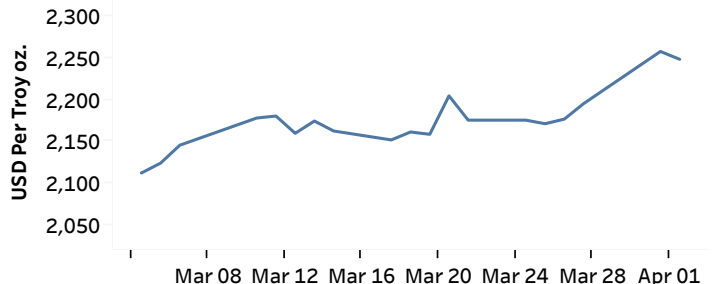
Indicative Rate of the USD/LKR Spot Exchange Rate



Source: Central Bank of Sri Lanka

Gold Price

| 28-Mar-24 | 01-Apr-24 | 02-Apr-24 |
|--------------|--------------|--------------|
| USD 2,195.42 | USD 2,257.74 | USD 2,248.42 |



Source: Reuters

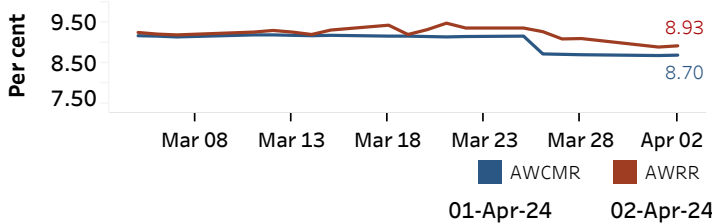
Money Market

Policy Rates: SDF Rate: 8.50%

SLF Rate: 9.50%

SRR: 2.00%

Overnight Money Market



| Overnight Liquidity (Rs. bn) | 01-Apr-24 | 02-Apr-24 |
|------------------------------|-----------|-----------|
| | 58.51 | 56.60 |

Yield Rates of T-Bills

(per cent)
Primary Market 27-Mar-24 Secondary Market 02-Apr-24^(a)

| Term | Primary Market 27-Mar-24 | Secondary Market 02-Apr-24 ^(a) |
|---------|--------------------------|---|
| 91 Day | 10.07 | - |
| 182 Day | 10.23 | - |
| 364 Day | 10.28 | - |

Source: Central Bank of Sri Lanka

Share Market

02-Apr-24

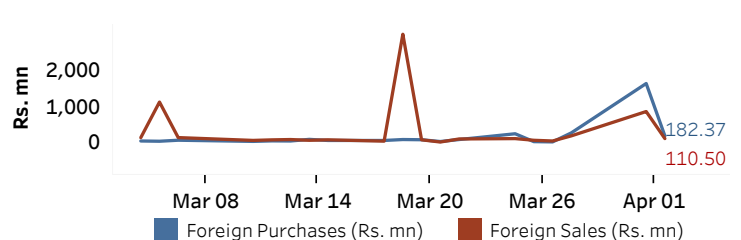
| | | |
|------|---|-----------|
| ASPI | ▲ | 11,547.89 |
| S&P | ▲ | 3,350.13 |

Daily Turnover

Rs.2,083.86 mn

| Market Capitalisation | PE Ratio |
|-----------------------|----------|
| Rs. 4,553.43 bn | 9.92 |

Foreign Purchases and Sales

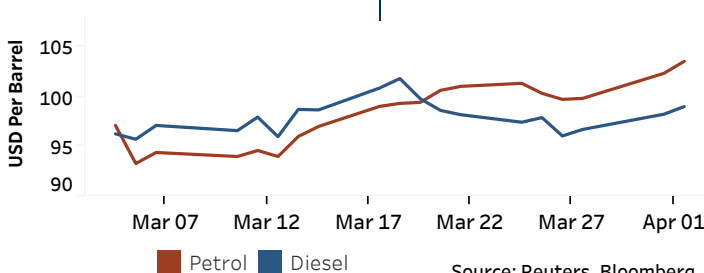


Source: Colombo Stock Exchange

Energy

Petroleum Products (USD per Barrel)

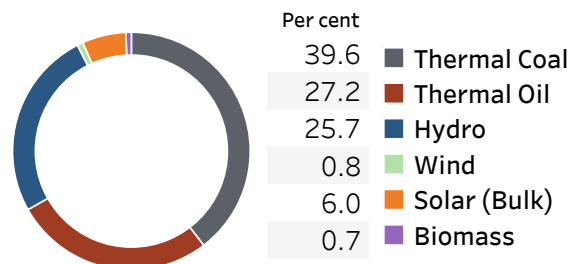
| Crude Oil | | | Refined (Singapore Platts) | | |
|--------------------------|-----------|-----------|----------------------------|-----------|-----------|
| 03-Apr-24 ^(b) | 01-Apr-24 | 02-Apr-24 | 01-Apr-24 | 02-Apr-24 | 02-Apr-24 |
| Brent | WTI | OPEC | Petrol | Diesel | Kerosene |
| 88.97 | 85.14 | 87.33 | 103.50 | 98.98 | 103.32 |



Source: Reuters, Bloomberg

Electricity Generation

| | 01-Apr-24 | 02-Apr-24 |
|--------------------|-----------|-----------|
| Total Energy (GWh) | 49.22 | 49.16 |
| Peak Demand (MW) | 2,402.40 | 2,542.10 |



Source: Ceylon Electricity Board