



Real GDP Growth: 2023 -2.3%

NCPI Y-o-Y Change: February 5.1%

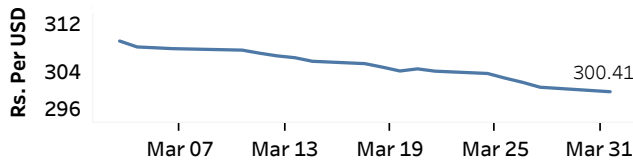
CCPI Y-o-Y Change: March 0.9%

Exchange Rates

(Rs. Per Unit)

01-Apr-24	TT Buying	TT Selling
USD	295.5750	305.1018
GBP	371.5652	386.9523
EUR	317.1171	330.8712
JPY	1.9448	2.0266

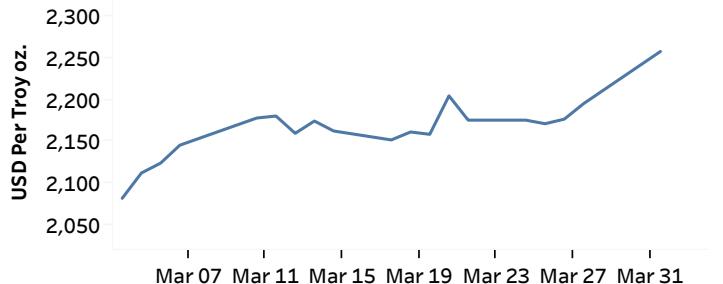
Indicative Rate of the USD/LKR Spot Exchange Rate



Source: Central Bank of Sri Lanka

Gold Price

27-Mar-24	28-Mar-24	01-Apr-24
USD 2,176.97	USD 2,195.42	USD 2,257.74



Source: Reuters

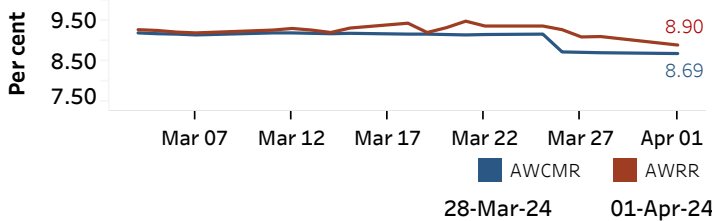
Money Market

Policy Rates: SDF Rate: 8.50%

SLF Rate: 9.50%

SRR: 2.00%

Overnight Money Market



Yield Rates of T-Bills

(per cent)

	Primary Market 27-Mar-24	Secondary Market 01-Apr-24 ^(a)
91 Day	10.07	10.00
182 Day	10.23	10.00
364 Day	10.28	-

Source: Central Bank of Sri Lanka

Overnight Liquidity (Rs. bn)	28-Mar-24	01-Apr-24
	85.83	58.51

Share Market

01-Apr-24

ASPI	▲	11,479.00
S&P	▲	3,329.28

Daily Turnover

Rs.4,129.21 mn

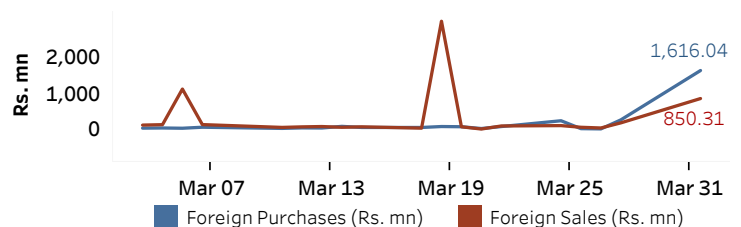
Market Capitalisation

Rs. 4,543.42 bn

PE Ratio

9.89

Foreign Purchases and Sales

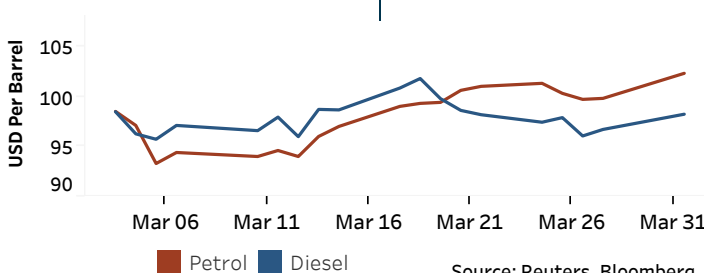


Source: Colombo Stock Exchange

Energy

Petroleum Products (USD per Barrel)

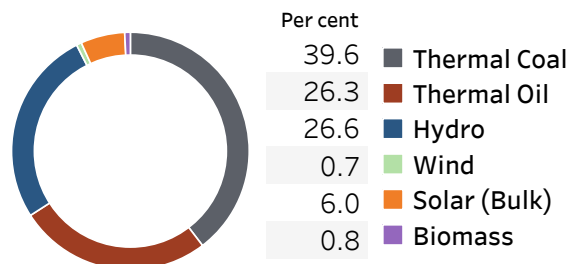
Crude Oil			Refined (Singapore Platts)		
02-Apr-24 ^(b)	27-Mar-24	01-Apr-24	01-Apr-24	01-Apr-24	01-Apr-24
Brent	WTI	OPEC	Petrol	Diesel	Kerosene
87.78	84.00	84.98	102.30	98.22	102.44



Source: Reuters, Bloomberg

Electricity Generation

	31-Mar-24	01-Apr-24
Total Energy (GWh)	42.57	49.22
Peak Demand (MW)	2,334.50	2,402.40



Source: Ceylon Electricity Board