



Real GDP Growth: 2023 -2.3%

NCPI Y-o-Y Change: February 5.1%

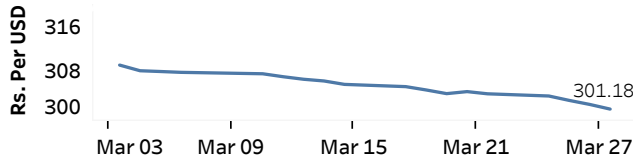
CCPI Y-o-Y Change: March 0.9%

Exchange Rates

(Rs. Per Unit)

28-Mar-24	TT Buying	TT Selling
USD	295.5429	305.3339
GBP	371.8454	387.2371
EUR	318.3163	332.1141
JPY	1.9451	2.0278

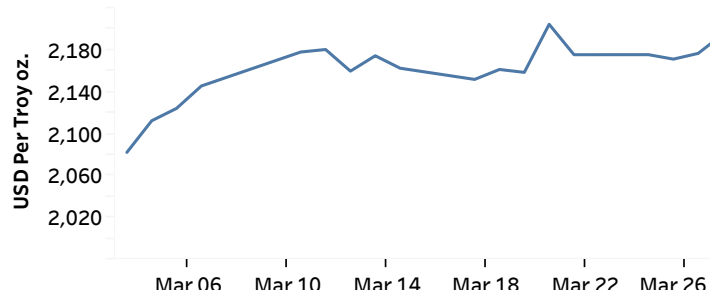
Indicative Rate of the USD/LKR Spot Exchange Rate



Source: Central Bank of Sri Lanka

Gold Price

26-Mar-24	27-Mar-24	28-Mar-24
USD 2,171.47	USD 2,176.97	USD 2,195.42



Source: Reuters

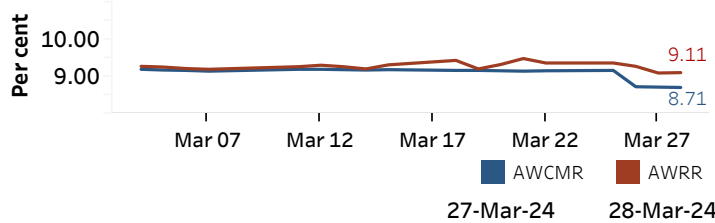
Money Market

Policy Rates: SDF Rate: 8.50%

SLF Rate: 9.50%

SRR: 2.00%

Overnight Money Market



Yield Rates of T-Bills

(per cent)

	Primary Market 27-Mar-24	Secondary Market 28-Mar-24 ^(a)
91 Day	10.07	10.09
182 Day	10.23	10.27
364 Day	10.28	10.28

Source: Central Bank of Sri Lanka

Overnight Liquidity (Rs. bn)	27-Mar-24	28-Mar-24
	30.60	85.83

Share Market

28-Mar-24

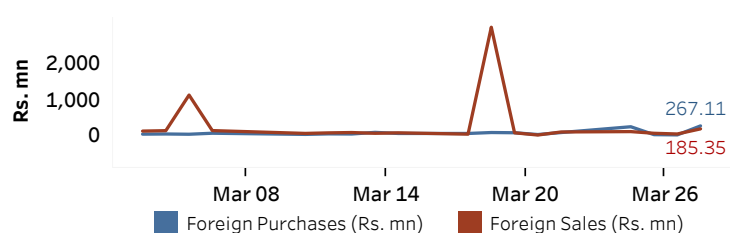
ASPI	▲	11,444.38
S&P	▲	3,317.62

Daily Turnover

Rs.2,961.55 mn

Market Capitalisation	PE Ratio
Rs. 4,534.65 bn	9.87

Foreign Purchases and Sales

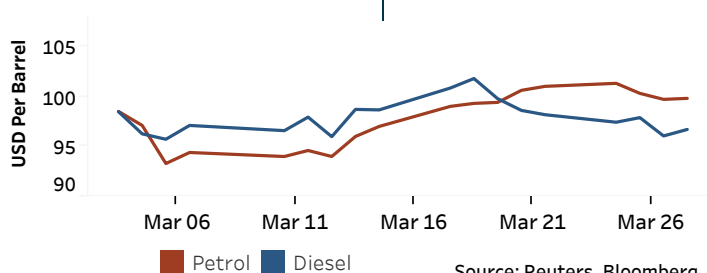


Source: Colombo Stock Exchange

Energy

Petroleum Products (USD per Barrel)

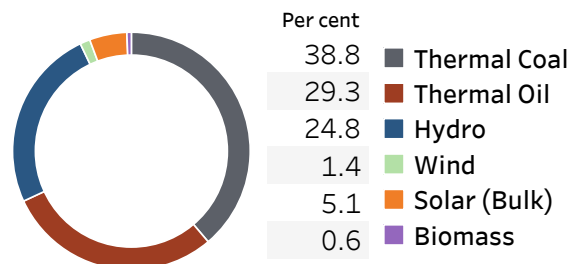
Crude Oil			Refined (Singapore Platts)		
01-Apr-24 ^(b)			28-Mar-24		
Brent	WTI	OPEC	Petrol	Diesel	Kerosene
87.24	83.47	84.98	99.80	96.70	101.22



Source: Reuters, Bloomberg

Electricity Generation

	27-Mar-24	28-Mar-24
Total Energy (GWh)	50.17	48.05
Peak Demand (MW)	2,504.80	2,404.80



Source: Ceylon Electricity Board