



Real GDP Growth: 2023 -2.3%

NCPI Y-o-Y Change: February 5.1%

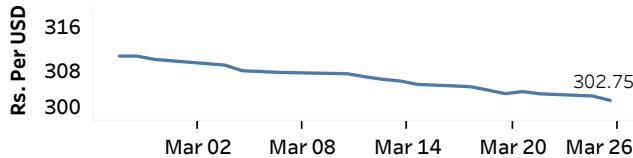
CCPI Y-o-Y Change: February 5.9%

### Exchange Rates

(Rs. Per Unit)

26-Mar-24	TT Buying	TT Selling
USD	297.6319	307.3326
GBP	374.7825	389.8450
EUR	321.1037	334.6164
JPY	1.9581	2.0394

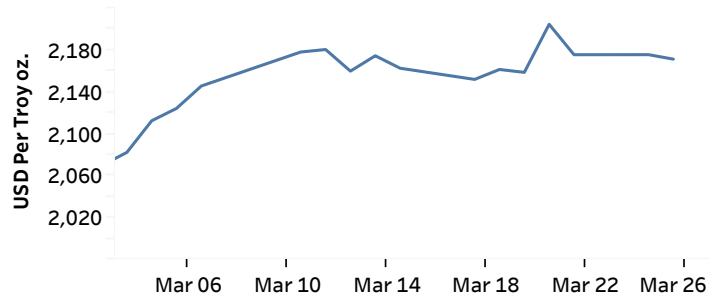
#### Indicative Rate of the USD/LKR Spot Exchange Rate



Source: Central Bank of Sri Lanka

### Gold Price

22-Mar-24	25-Mar-24	26-Mar-24
USD 2,175.72	USD 2,175.74	USD 2,171.47



Source: Reuters

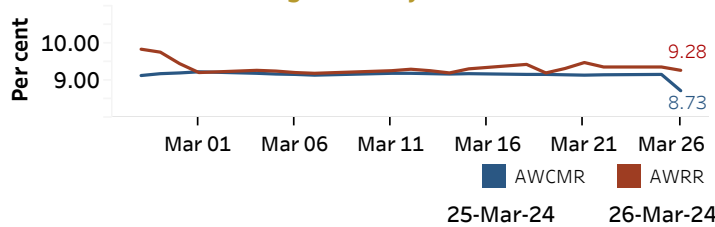
### Money Market

Policy Rates: SDF Rate: 8.50%

SLF Rate: 9.50%

SRR: 2.00%

#### Overnight Money Market



#### Yield Rates of T-Bills

(per cent)

	Primary Market 20-Mar-24	Secondary Market 26-Mar-24 <sup>(a)</sup>
91 Day	10.23	10.02
182 Day	10.35	-
364 Day	10.38	-

Source: Central Bank of Sri Lanka

Overnight Liquidity (Rs. bn)	25-Mar-24	26-Mar-24
	-16.77	-1.97

### Share Market

26-Mar-24

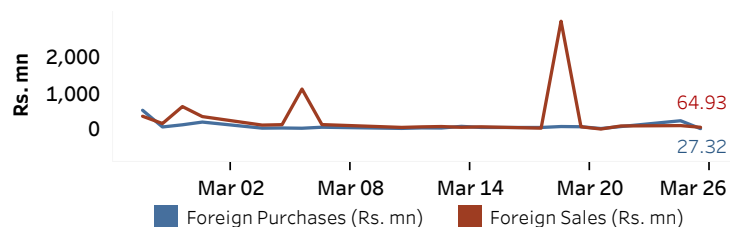
ASPI	▲	11,335.53
S&P	▲	3,262.57

#### Daily Turnover

Rs.2,430.07 mn

Market Capitalisation	PE Ratio
Rs. 4,514.13 bn	9.83

#### Foreign Purchases and Sales

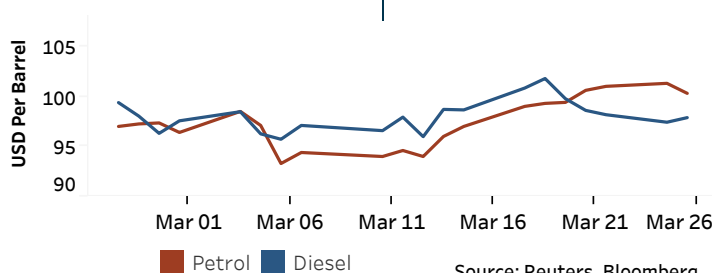


Source: Colombo Stock Exchange

### Energy

#### Petroleum Products (USD per Barrel)

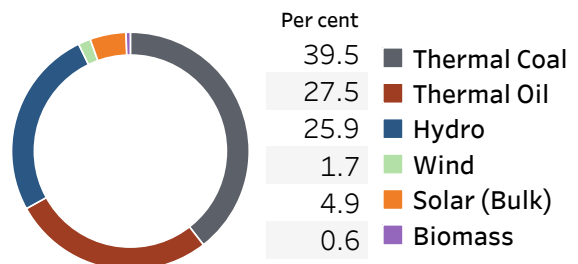
Crude Oil			Refined (Singapore Platts)		
27-Mar-24 <sup>(b)</sup>	25-Mar-24	26-Mar-24	Petrol	Diesel	Kerosene
Brent	WTI	OPEC	100.30	97.88	102.53
85.53	81.03	85.43			



Source: Reuters, Bloomberg

#### Electricity Generation

	25-Mar-24	26-Mar-24
Total Energy (GWh)	46.99 <sup>(c)</sup>	50.00
Peak Demand (MW)	2,520.50	2,572.00



Source: Ceylon Electricity Board

(a) Based on actual transactions above Rs. 50 mn reported up to 4.00 PM

(b) Updated at 8.00 AM

(c) Revised

Published on 27-Mar-2024