



Real GDP Growth: 2023 -2.3%

NCPI Y-o-Y Change: February 5.1%

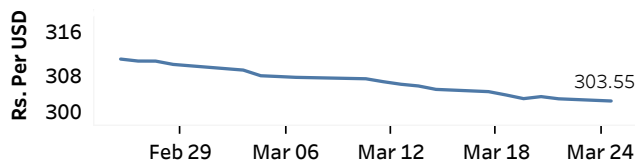
CCPI Y-o-Y Change: February 5.9%

## Exchange Rates

(Rs. Per Unit)

25-Mar-24	TT Buying	TT Selling
USD	298.4579	307.9921
GBP	374.9851	390.0498
EUR	321.2131	334.8584
JPY	1.9646	2.0473

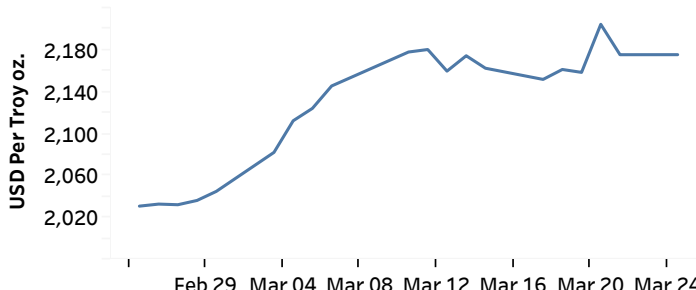
### Indicative Rate of the USD/LKR Spot Exchange Rate



Source: Central Bank of Sri Lanka

## Gold Price

21-Mar-24	22-Mar-24	25-Mar-24
USD 2,204.75	USD 2,175.72	USD 2,175.74



Source: Reuters

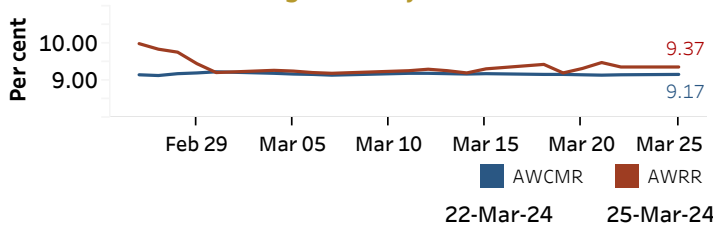
## Money Market

Policy Rates: SDF Rate: 9.00%

SLF Rate: 10.00%

SRR: 2.00%

### Overnight Money Market



### Yield Rates of T-Bills

(per cent)

	Primary Market 20-Mar-24	Secondary Market 25-Mar-24 <sup>(a)</sup>
91 Day	10.23	10.27
182 Day	10.35	10.43
364 Day	10.38	10.33

Source: Central Bank of Sri Lanka

Overnight Liquidity (Rs. bn)	22-Mar-24	25-Mar-24
	52.21	-16.77

## Share Market

25-Mar-24

ASPI	▼	11,234.80
S&P	▼	3,220.19

### Daily Turnover

Rs.1,288.45 mn

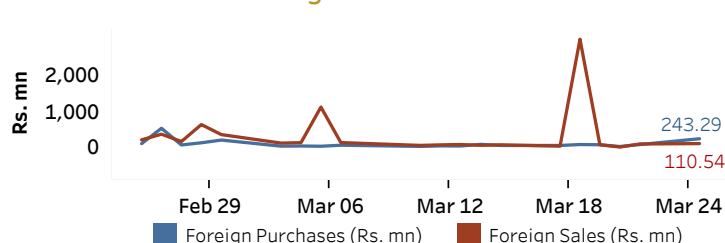
Market Capitalisation

Rs. 4,473.22 bn

PE Ratio

9.74

### Foreign Purchases and Sales

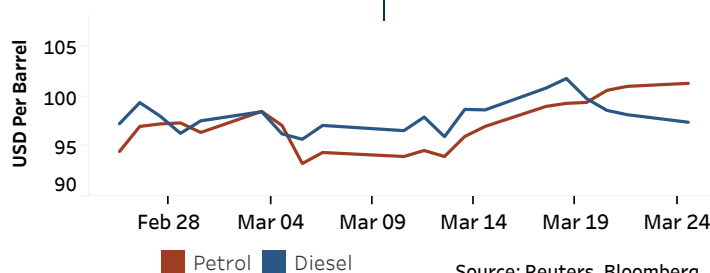


Source: Colombo Stock Exchange

## Energy

### Petroleum Products (USD per Barrel)

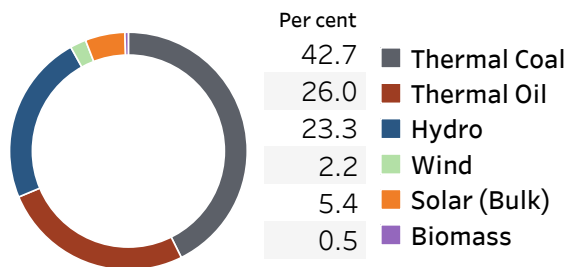
Crude Oil			Refined (Singapore Platts)		
26-Mar-24 <sup>(b)</sup>	22-Mar-24	OPEC	Petrol	Diesel	Kerosene
Brent	WTI	84.88	101.30	97.42	102.15
86.90	82.15				



Source: Reuters, Bloomberg

### Electricity Generation

	24-Mar-24	25-Mar-24
Total Energy (GWh)	39.92	45.77
Peak Demand (MW)	2,050.00	2,520.50



Source: Ceylon Electricity Board