



Real GDP Growth: 2023 -2.3%

NCPI Y-o-Y Change: February 5.1%

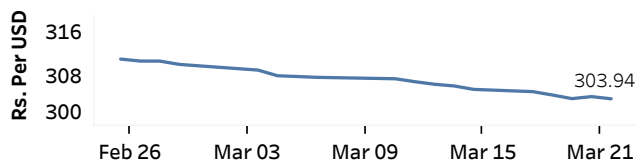
CCPI Y-o-Y Change: February 5.9%

### Exchange Rates

(Rs. Per Unit)

22-Mar-24	TT Buying	TT Selling
USD	298.9909	308.6902
GBP	376.6381	391.7121
EUR	322.5601	336.2105
JPY	1.9644	2.0457

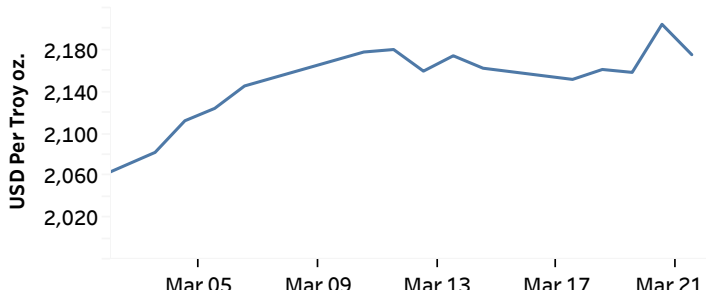
#### Indicative Rate of the USD/LKR Spot Exchange Rate



Source: Central Bank of Sri Lanka

### Gold Price

20-Mar-24	21-Mar-24	22-Mar-24
USD 2,158.83	USD 2,204.75	USD 2,175.72



Source: Reuters

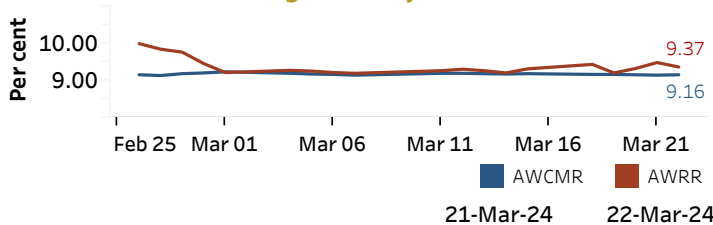
### Money Market

Policy Rates: SDF Rate: 9.00%

SLF Rate: 10.00%

SRR: 2.00%

#### Overnight Money Market



#### Yield Rates of T-Bills

(per cent)

	Primary Market 20-Mar-24	Secondary Market 22-Mar-24 <sup>(a)</sup>
91 Day	10.23	10.17
182 Day	10.35	10.21
364 Day	10.38	10.20

Source: Central Bank of Sri Lanka

Overnight Liquidity (Rs. bn)	21-Mar-24	22-Mar-24
	-5.28	52.21

### Share Market

22-Mar-24

ASPI	▲	11,261.42
S&P	▲	3,226.28

#### Daily Turnover

Rs.1,506.53 mn

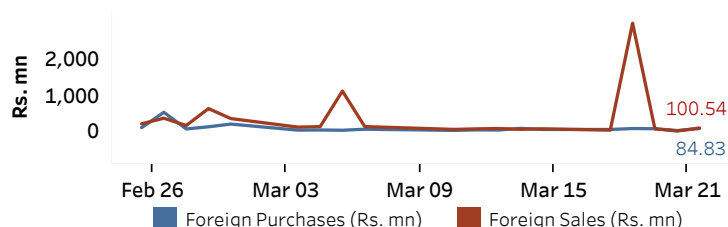
Market Capitalisation

Rs. 4,490.17 bn

PE Ratio

9.78

#### Foreign Purchases and Sales

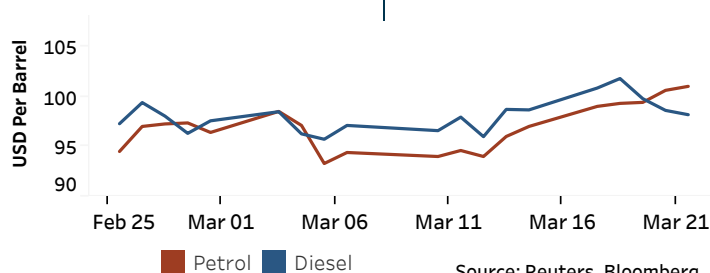


Source: Colombo Stock Exchange

### Energy

#### Petroleum Products (USD per Barrel)

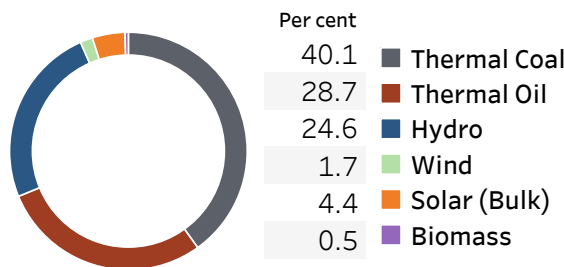
Crude Oil			Refined (Singapore Platts)		
25-Mar-24 <sup>(b)</sup>		21-Mar-24	22-Mar-24		
Brent	WTI	OPEC	Petrol	Diesel	Kerosene
85.88	81.11	85.56	101.00	98.17	103.15



Source: Reuters, Bloomberg

#### Electricity Generation

	21-Mar-24	22-Mar-24
Total Energy (GWh)	51.01	48.74
Peak Demand (MW)	2,517.70	2,318.20



Source: Ceylon Electricity Board