



Real GDP Growth: 2023 -2.3%

NCPI Y-o-Y Change: February 5.1%

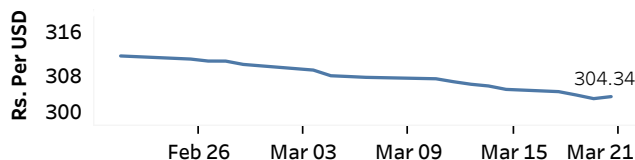
CCPI Y-o-Y Change: February 5.9%

Exchange Rates

(Rs. Per Unit)

21-Mar-24	TT Buying	TT Selling
USD	299.0465	308.8069
GBP	381.4096	396.5842
EUR	325.5100	339.2003
JPY	1.9802	2.0613

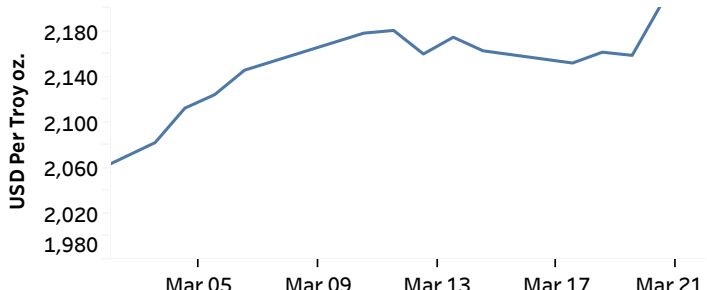
Indicative Rate of the USD/LKR Spot Exchange Rate



Source: Central Bank of Sri Lanka

Gold Price

19-Mar-24	20-Mar-24	21-Mar-24
USD 2,161.60	USD 2,158.83	USD 2,204.75



Source: Reuters

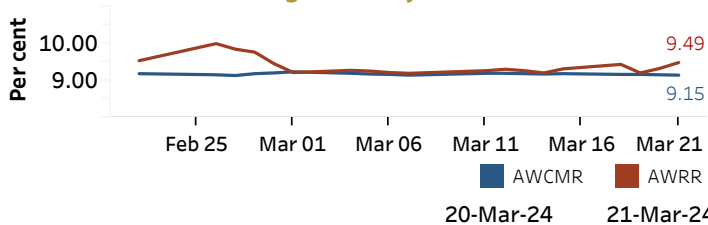
Money Market

Policy Rates: SDF Rate: 9.00%

SLF Rate: 10.00%

SRR: 2.00%

Overnight Money Market



Yield Rates of T-Bills

(per cent)

	Primary Market 20-Mar-24	Secondary Market 21-Mar-24 ^(a)
91 Day	10.23	10.22
182 Day	10.35	10.37
364 Day	10.38	10.15

Source: Central Bank of Sri Lanka

Overnight Liquidity (Rs. bn)	20-Mar-24	21-Mar-24
	-37.30	-5.28

Share Market

21-Mar-24

ASPI	▼	11,176.54
S&P	▼	3,182.49

Daily Turnover

Rs.639.87 mn

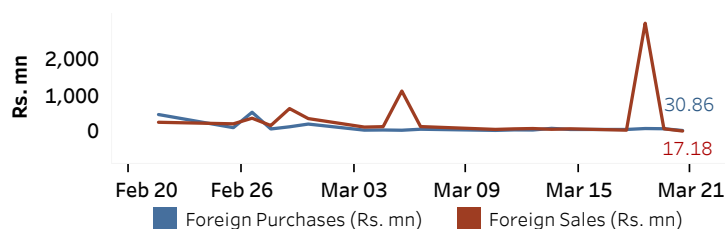
Market Capitalisation

Rs. 4,452.26 bn

PE Ratio

9.69

Foreign Purchases and Sales

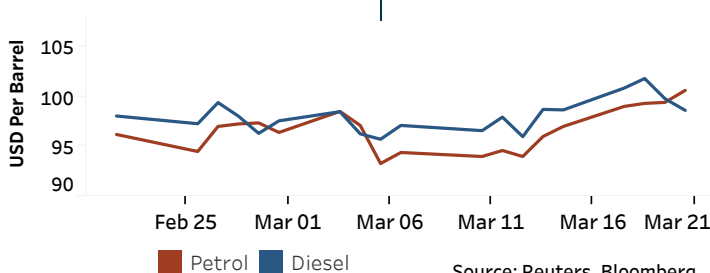


Source: Colombo Stock Exchange

Energy

Petroleum Products (USD per Barrel)

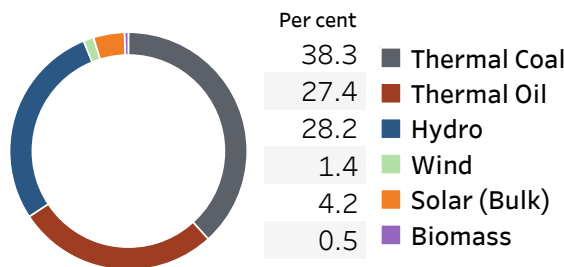
Crude Oil			Refined (Singapore Platts)		
22-Mar-24 ^(b)	20-Mar-24		21-Mar-24		
Brent	WTI	OPEC	Petrol	Diesel	Kerosene
85.40	80.68	86.03	100.60	98.60	103.81



Source: Reuters, Bloomberg

Electricity Generation

	20-Mar-24	21-Mar-24
Total Energy (GWh)	50.46	51.01
Peak Demand (MW)	2,608.80	2,517.70



Source: Ceylon Electricity Board