



Real GDP Growth: 2023 -2.3%

NCPI Y-o-Y Change: January 6.5%

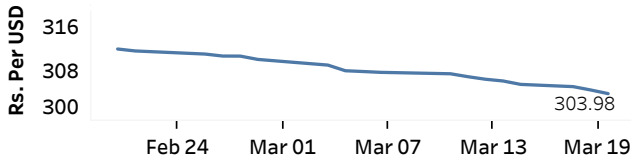
CCPI Y-o-Y Change: February 5.9%

### Exchange Rates

(Rs. Per Unit)

20-Mar-24	TT Buying	TT Selling
USD	299.1361	308.7249
GBP	379.3378	394.1163
EUR	323.5362	337.2115
JPY	1.9703	2.0516

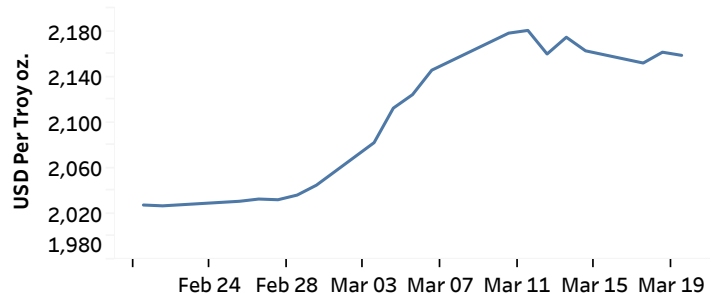
#### Indicative Rate of the USD/LKR Spot Exchange Rate



Source: Central Bank of Sri Lanka

### Gold Price

18-Mar-24	19-Mar-24	20-Mar-24
USD 2,152.11	USD 2,161.60	USD 2,158.83



Source: Reuters

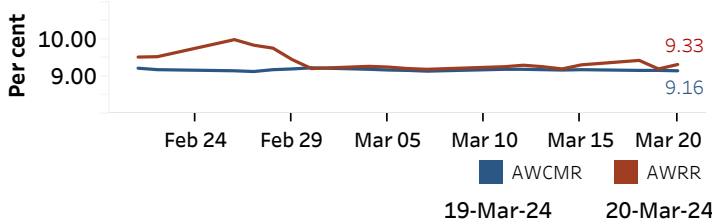
### Money Market

Policy Rates: SDF Rate: 9.00%

SLF Rate: 10.00%

SRR: 2.00%

#### Overnight Money Market



#### Yield Rates of T-Bills

(per cent)

	Primary Market 20-Mar-24	Secondary Market 20-Mar-24 <sup>(a)</sup>
91 Day	10.23	10.17
182 Day	10.35	10.36
364 Day	10.38	10.38

Source: Central Bank of Sri Lanka

Overnight Liquidity (Rs. bn)	19-Mar-24	20-Mar-24
	-80.20	-37.30

### Share Market

20-Mar-24

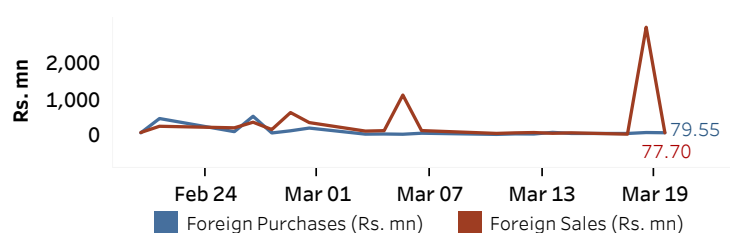
ASPI	▼	11,240.94
S&P	▼	3,208.74

#### Daily Turnover

Rs.910.13 mn

Market Capitalisation	PE Ratio
Rs. 4,474.22 bn	9.74

#### Foreign Purchases and Sales

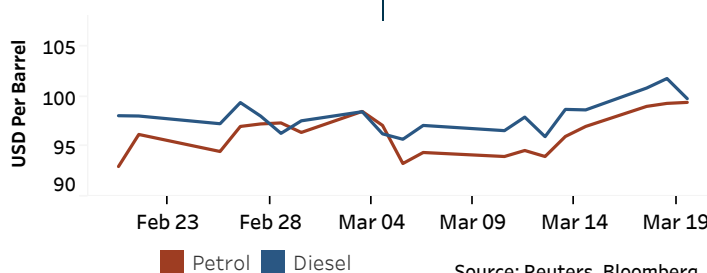


Source: Colombo Stock Exchange

### Energy

#### Petroleum Products (USD per Barrel)

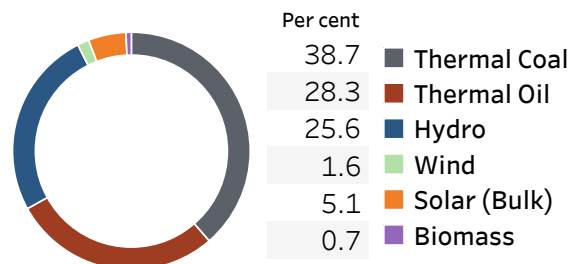
Crude Oil			Refined (Singapore Platts)		
21-Mar-24 <sup>(b)</sup>	19-Mar-24		20-Mar-24		
Brent	WTI	OPEC	Petrol	Diesel	Kerosene
86.46	81.68	86.52	99.40	99.77	104.54



Source: Reuters, Bloomberg

#### Electricity Generation

	19-Mar-24	20-Mar-24
Total Energy (GWh)	50.14	50.46
Peak Demand (MW)	2,595.50	2,608.80



Source: Ceylon Electricity Board