



Real GDP Growth: 2023 -2.3%

NCPI Y-o-Y Change: January 6.5%

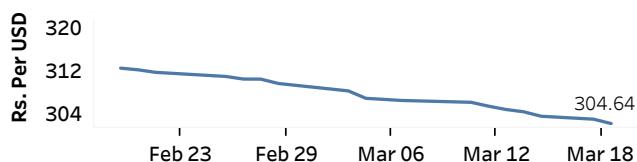
CCPI Y-o-Y Change: February 5.9%

## Exchange Rates

(Rs. Per Unit)

19-Mar-24	TT Buying	TT Selling
USD	299.2940	308.9065
GBP	379.4117	394.5222
EUR	323.8367	337.4651
JPY	1.9965	2.0781

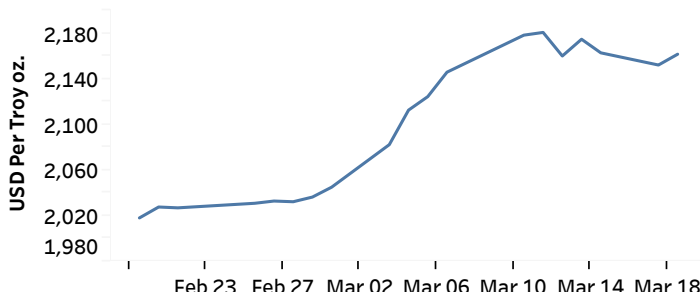
### Indicative Rate of the USD/LKR Spot Exchange Rate



Source: Central Bank of Sri Lanka

## Gold Price

15-Mar-24	18-Mar-24	19-Mar-24
USD 2,162.79	USD 2,152.11	USD 2,161.60



Source: Reuters

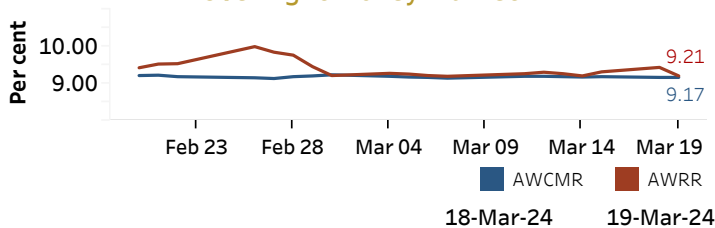
## Money Market

Policy Rates: SDF Rate: 9.00%

SLF Rate: 10.00%

SRR: 2.00%

### Overnight Money Market



### Yield Rates of T-Bills

(per cent)

	Primary Market 13-Mar-24	Secondary Market 19-Mar-24 <sup>(a)</sup>
91 Day	10.10	10.15
182 Day	10.21	10.15
364 Day	10.24	-

Source: Central Bank of Sri Lanka

Overnight Liquidity (Rs. bn)	18-Mar-24	19-Mar-24
	-77.07	-80.20

## Share Market

19-Mar-24

ASPI	▼	11,276.31
S&P	▼	3,209.66

### Daily Turnover

Rs.4,031.00 mn

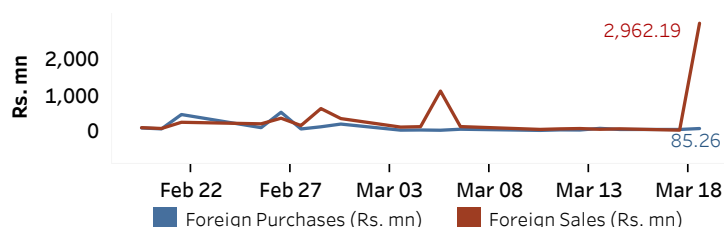
Market Capitalisation

Rs. 4,482.98 bn

PE Ratio

9.76

### Foreign Purchases and Sales

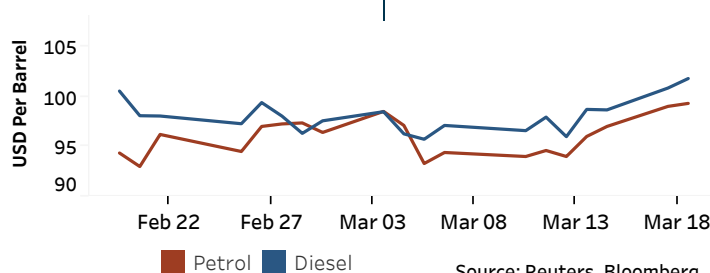


Source: Colombo Stock Exchange

## Energy

### Petroleum Products (USD per Barrel)

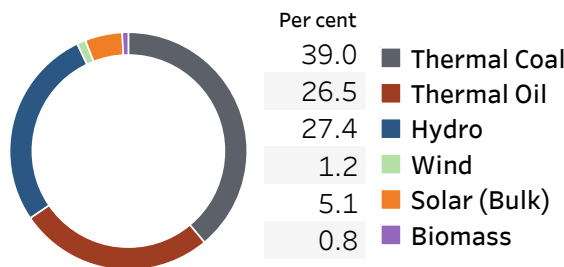
Crude Oil			Refined (Singapore Platts)		
20-Mar-24 <sup>(b)</sup>	18-Mar-24	19-Mar-24	18-Mar-24	19-Mar-24	19-Mar-24
Brent	WTI	OPEC	Petrol	Diesel	Kerosene
87.20	83.18	85.71	99.30	101.78	106.12



Source: Reuters, Bloomberg

### Electricity Generation

	18-Mar-24	19-Mar-24
Total Energy (GWh)	48.95	50.14
Peak Demand (MW)	2,571.50	2,595.50



Source: Ceylon Electricity Board