



Real GDP Growth: 2023 -2.3%

NCPI Y-o-Y Change: January 6.5%

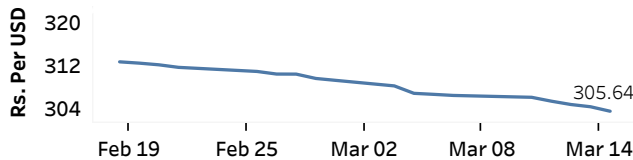
CCPI Y-o-Y Change: February 5.9%

### Exchange Rates

(Rs. Per Unit)

15-Mar-24	TT Buying	TT Selling
USD	300.6026	310.2053
GBP	381.4399	396.5038
EUR	325.3106	338.9997
JPY	2.0172	2.0987

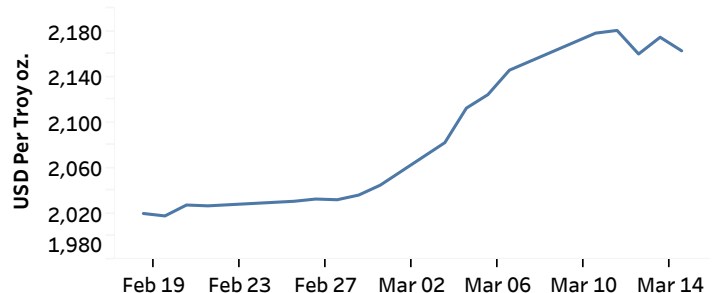
#### Indicative Rate of the USD/LKR Spot Exchange Rate



Source: Central Bank of Sri Lanka

### Gold Price

13-Mar-24	14-Mar-24	15-Mar-24
USD 2,160.02	USD 2,174.69	USD 2,162.79



Source: Reuters

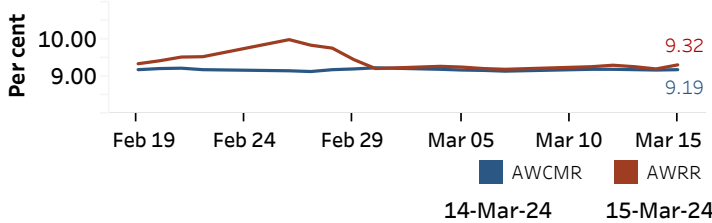
### Money Market

Policy Rates: SDF Rate: 9.00%

SLF Rate: 10.00%

SRR: 2.00%

#### Overnight Money Market



#### Yield Rates of T-Bills

(per cent)

	Primary Market 13-Mar-24	Secondary Market 15-Mar-24 <sup>(a)</sup>
91 Day	10.10	8.76
182 Day	10.21	9.65
364 Day	10.24	10.16

Source: Central Bank of Sri Lanka

Overnight Liquidity (Rs. bn)	14-Mar-24	15-Mar-24
	-36.08	11.88

### Share Market

15-Mar-24

ASPI	▲	11,336.71
S&P	▲	3,245.24

#### Daily Turnover

Rs.1,620.51 mn

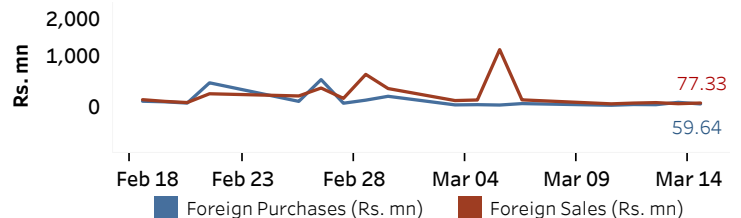
Market Capitalisation

Rs. 4,495.37 bn

PE Ratio

9.72

#### Foreign Purchases and Sales

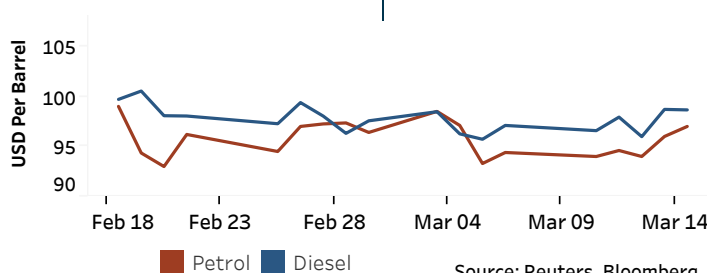


Source: Colombo Stock Exchange

### Energy

#### Petroleum Products (USD per Barrel)

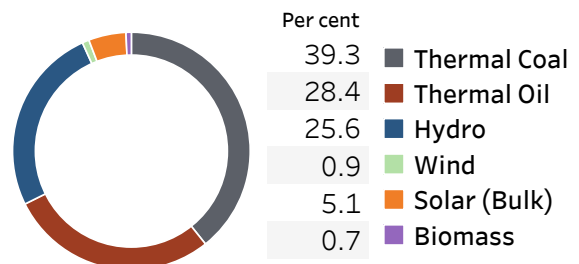
Crude Oil			Refined (Singapore Platts)		
18-Mar-24 <sup>(b)</sup>			15-Mar-24		
Brent	WTI	OPEC	Petrol	Diesel	Kerosene
85.59	81.37	84.27	97.00	98.65	103.40



Source: Reuters, Bloomberg

#### Electricity Generation

	14-Mar-24	15-Mar-24
Total Energy (GWh)	49.46	49.58
Peak Demand (MW)	2,546.40	2,558.60



Source: Ceylon Electricity Board