



Real GDP Growth: 2023 Q3 1.6%

NCPI Y-o-Y Change: January 6.5%

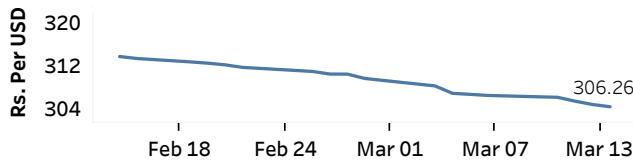
CCPI Y-o-Y Change: February 5.9%

Exchange Rates

(Rs. Per Unit)

14-Mar-24	TT Buying	TT Selling
USD	301.0130	310.6428
GBP	383.7347	398.8245
EUR	327.8357	341.5038
JPY	2.0293	2.1097

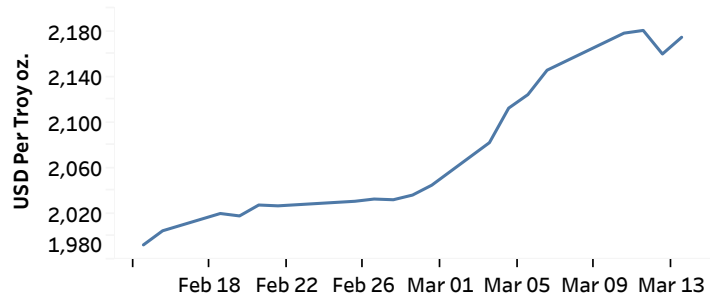
Indicative Rate of the USD/LKR Spot Exchange Rate



Source: Central Bank of Sri Lanka

Gold Price

12-Mar-24	13-Mar-24	14-Mar-24
USD 2,180.66	USD 2,160.02	USD 2,174.69



Source: Reuters

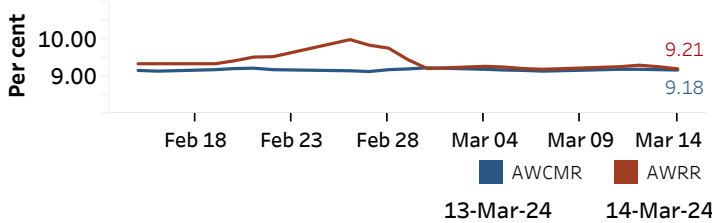
Money Market

Policy Rates: SDF Rate: 9.00%

SLF Rate: 10.00%

SRR: 2.00%

Overnight Money Market



Yield Rates of T-Bills

(per cent)

	Primary Market 13-Mar-24	Secondary Market 14-Mar-24 ^(a)
91 Day	10.10	10.13
182 Day	10.21	9.50
364 Day	10.24	10.30

Source: Central Bank of Sri Lanka

Overnight Liquidity (Rs. bn)	13-Mar-24	14-Mar-24
	-13.20	-36.08

Share Market

14-Mar-24

ASPI	▲	11,317.92
S&P	▲	3,230.49

Daily Turnover

Rs.1,924.72 mn

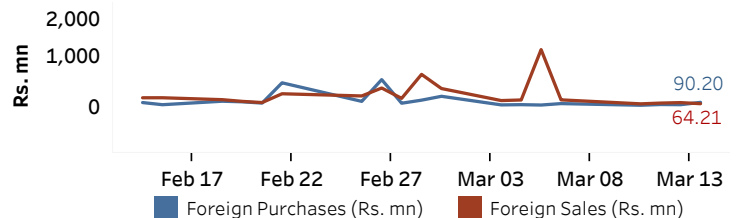
Market Capitalisation

Rs. 4,496.60 bn

PE Ratio

9.72

Foreign Purchases and Sales

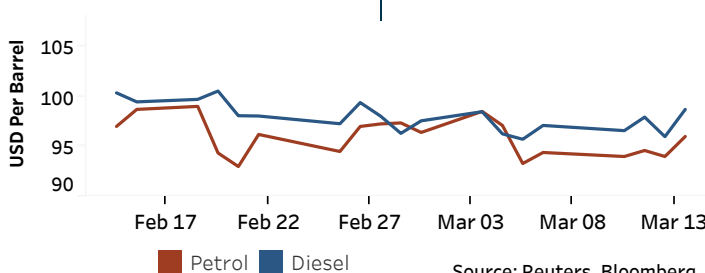


Source: Colombo Stock Exchange

Energy

Petroleum Products (USD per Barrel)

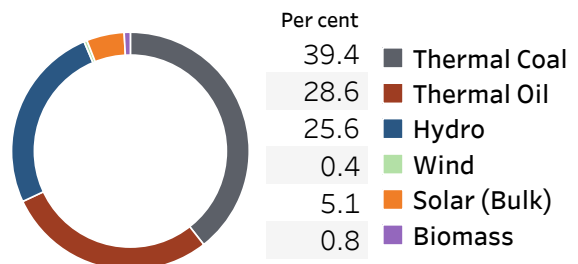
Crude Oil			Refined (Singapore Platts)		
15-Mar-24 ^(b)		13-Mar-24	14-Mar-24		
Brent	WTI	OPEC	Petrol	Diesel	Kerosene
85.25	81.12	82.67	96.00	98.70	103.58



Source: Reuters, Bloomberg

Electricity Generation

	13-Mar-24	14-Mar-24
Total Energy (GWh)	49.69	49.46
Peak Demand (MW)	2,572.70	2,546.40



Source: Ceylon Electricity Board