



Real GDP Growth: 2023 Q3 1.6%

NCPI Y-o-Y Change: January 6.5%

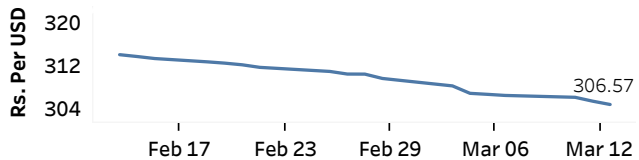
CCPI Y-o-Y Change: February 5.9%

Exchange Rates

(Rs. Per Unit)

13-Mar-24	TT Buying	TT Selling
USD	301.7622	311.0041
GBP	384.7120	399.5035
EUR	328.3550	341.5691
JPY	2.0405	2.1201

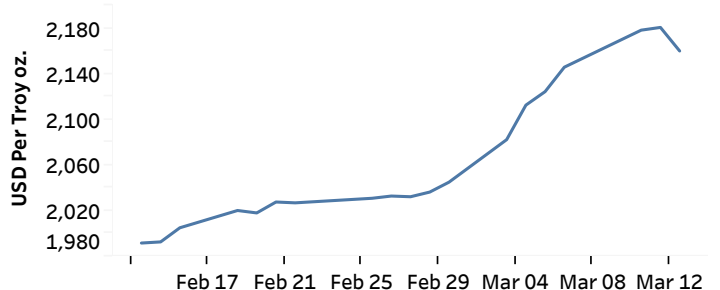
Indicative Rate of the USD/LKR Spot Exchange Rate



Source: Central Bank of Sri Lanka

Gold Price

11-Mar-24	12-Mar-24	13-Mar-24
USD 2,178.28	USD 2,180.66	USD 2,160.02



Source: Reuters

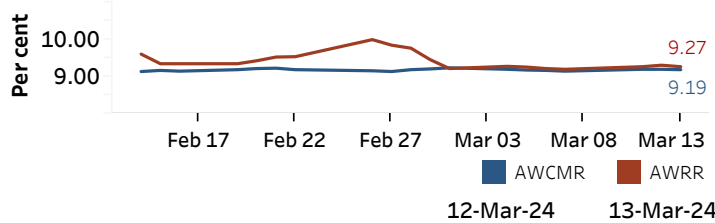
Money Market

Policy Rates: SDF Rate: 9.00%

SLF Rate: 10.00%

SRR: 2.00%

Overnight Money Market



Yield Rates of T-Bills

(per cent)

	Primary Market 13-Mar-24	Secondary Market 13-Mar-24 ^(a)
91 Day	10.10	10.08
182 Day	10.21	10.23
364 Day	10.24	10.23

Source: Central Bank of Sri Lanka

Overnight Liquidity (Rs. bn)	12-Mar-24	13-Mar-24
	-36.49	-13.20

Share Market

13-Mar-24

ASPI	▲	11,286.90
S&P	▲	3,218.08

Daily Turnover

Rs.1,973.26 mn

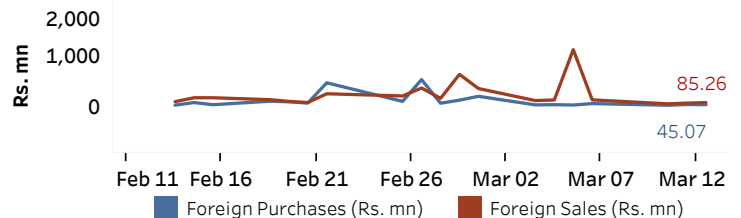
Market Capitalisation

Rs. 4,494.86 bn

PE Ratio

9.72

Foreign Purchases and Sales

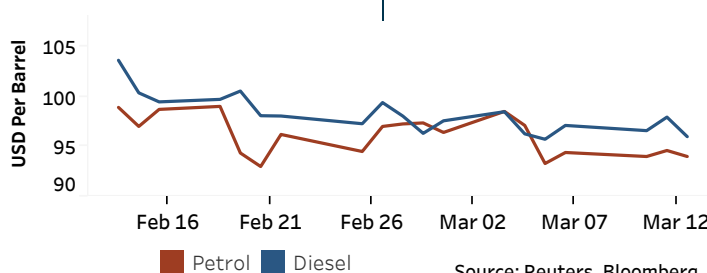


Source: Colombo Stock Exchange

Energy

Petroleum Products (USD per Barrel)

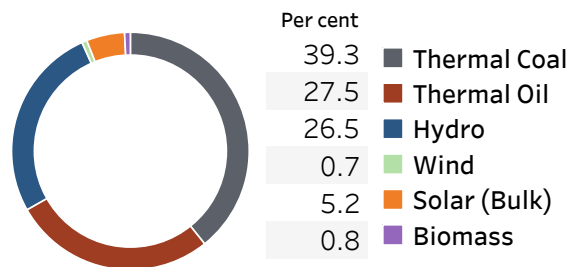
Crude Oil			Refined (Singapore Platts)		
14-Mar-24 ^(b)	12-Mar-24	13-Mar-24	Petrol	Diesel	Kerosene
Brent	WTI	OPEC	94.00	95.98	101.07
84.22	79.89	82.61			



Source: Reuters, Bloomberg

Electricity Generation

	12-Mar-24	13-Mar-24
Total Energy (GWh)	49.20	49.69
Peak Demand (MW)	2,573.20	2,572.70



Source: Ceylon Electricity Board