



Real GDP Growth: 2023 Q3 1.6%

NCPI Y-o-Y Change: January 6.5%

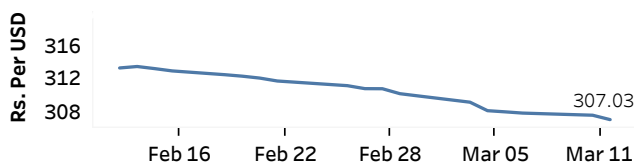
CCPI Y-o-Y Change: February 5.9%

Exchange Rates

(Rs. Per Unit)

12-Mar-24	TT Buying	TT Selling
USD	302.0716	311.4500
GBP	386.0267	400.7559
EUR	329.0169	342.1652
JPY	2.0445	2.1237

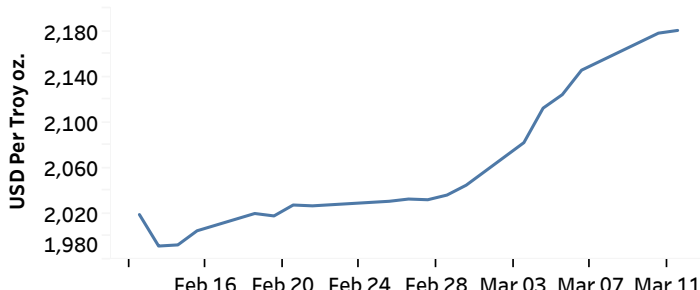
Indicative Rate of the USD/LKR Spot Exchange Rate



Source: Central Bank of Sri Lanka

Gold Price

07-Mar-24	11-Mar-24	12-Mar-24
USD 2,145.85	USD 2,178.28	USD 2,180.66



Source: Reuters

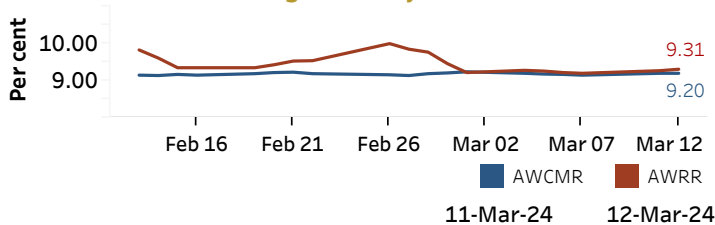
Money Market

Policy Rates: SDF Rate: 9.00%

SLF Rate: 10.00%

SRR: 2.00%

Overnight Money Market



Yield Rates of T-Bills

(per cent)

Primary Market 06-Mar-24 Secondary Market 12-Mar-24^(a)

Term	Primary Market 06-Mar-24	Secondary Market 12-Mar-24 ^(a)
91 Day	9.96	-
182 Day	10.08	9.85
364 Day	10.14	-

Source: Central Bank of Sri Lanka

Overnight Liquidity (Rs. bn)	11-Mar-24	12-Mar-24
	-61.03	-36.49

Share Market

12-Mar-24

ASPI	▲	11,175.40
S&P	▲	3,181.33

Daily Turnover

Rs.1,402.39 mn

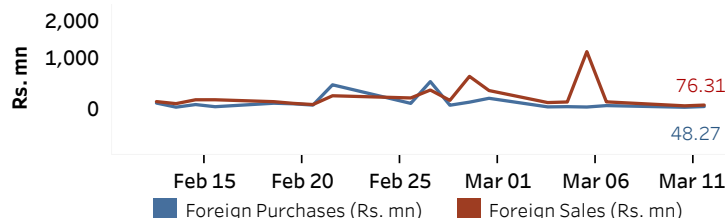
Market Capitalisation

Rs. 4,462.44 bn

PE Ratio

9.62

Foreign Purchases and Sales

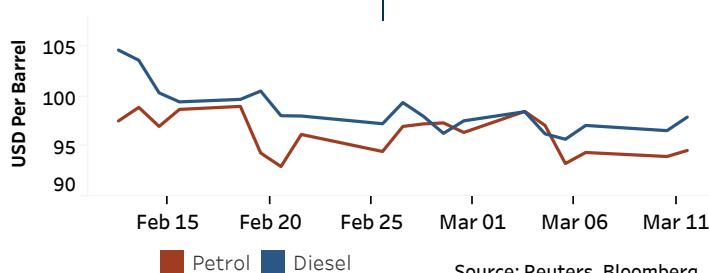


Source: Colombo Stock Exchange

Energy

Petroleum Products (USD per Barrel)

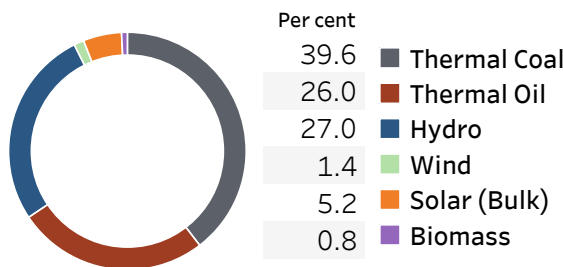
Crude Oil			Refined (Singapore Platts)		
13-Mar-24 ^(b)	11-Mar-24	12-Mar-24	11-Mar-24	12-Mar-24	12-Mar-24
Brent	WTI	OPEC	Petrol	Diesel	Kerosene
82.37	78.02	82.26	94.60	97.93	102.68



Source: Reuters, Bloomberg

Electricity Generation

	11-Mar-24	12-Mar-24
Total Energy (GWh)	47.75	49.20
Peak Demand (MW)	2,542.90	2,573.20



Source: Ceylon Electricity Board