



Real GDP Growth: 2023 Q3 1.6%

NCPI Y-o-Y Change: January 6.5%

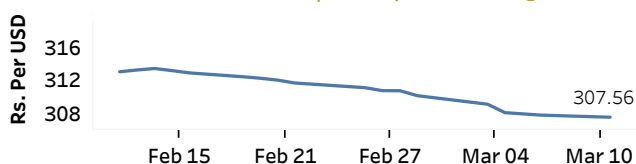
CCPI Y-o-Y Change: February 5.9%

### Exchange Rates

(Rs. Per Unit)

11-Mar-24	TT Buying	TT Selling
USD	302.6227	311.9825
GBP	387.6804	402.4826
EUR	329.7094	342.9476
JPY	2.0529	2.1322

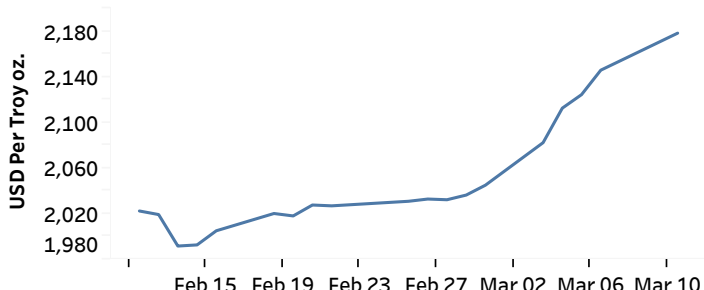
#### Indicative Rate of the USD/LKR Spot Exchange Rate



Source: Central Bank of Sri Lanka

### Gold Price

06-Mar-24	07-Mar-24	11-Mar-24
USD 2,124.45	USD 2,145.85	USD 2,178.28



Source: Reuters

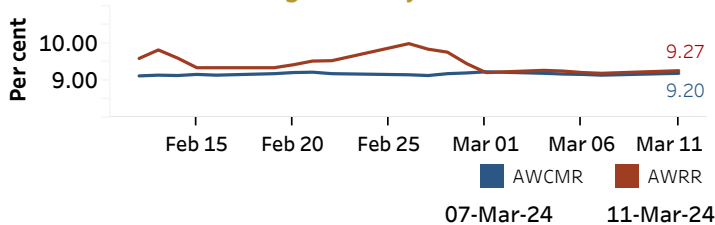
### Money Market

Policy Rates: SDF Rate: 9.00%

SLF Rate: 10.00%

SRR: 2.00%

#### Overnight Money Market



#### Yield Rates of T-Bills

(per cent)

Primary Market 06-Mar-24 Secondary Market 11-Mar-24<sup>(a)</sup>

Term	Primary Market 06-Mar-24	Secondary Market 11-Mar-24 <sup>(a)</sup>
91 Day	9.96	8.50
182 Day	10.08	9.92
364 Day	10.14	-

Source: Central Bank of Sri Lanka

Overnight Liquidity (Rs. bn)	07-Mar-24	11-Mar-24
	56.36	-61.03

### Share Market

11-Mar-24

ASPI	▲	11,125.03
S&P	▲	3,175.05

#### Daily Turnover

Rs.1,949.24 mn

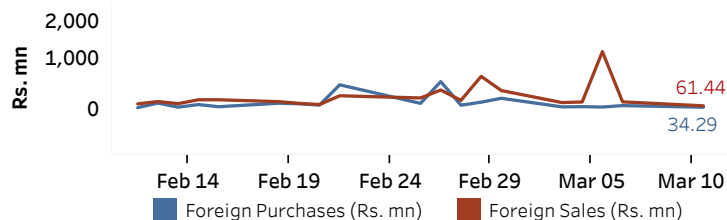
Market Capitalisation

Rs. 4,444.71 bn

PE Ratio

9.58

#### Foreign Purchases and Sales

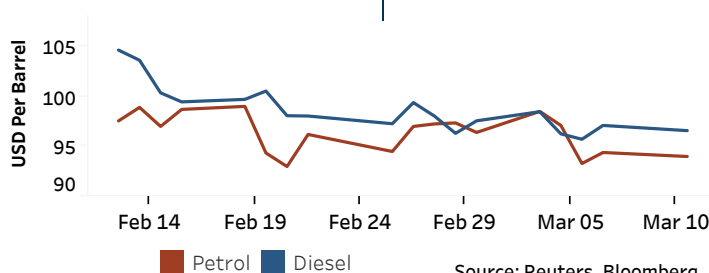


Source: Colombo Stock Exchange

### Energy

#### Petroleum Products (USD per Barrel)

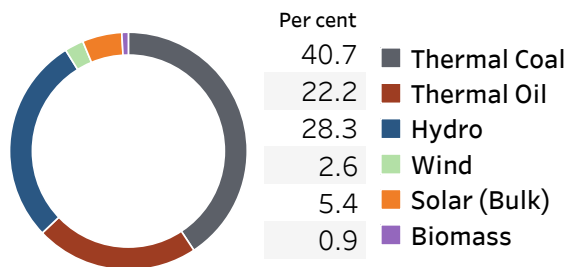
Crude Oil			Refined (Singapore Platts)		
12-Mar-24 <sup>(b)</sup>			11-Mar-24		
Brent	WTI	OPEC	Petrol	Diesel	Kerosene
82.40	78.06	82.71	94.00	96.58	101.04



Source: Reuters, Bloomberg

#### Electricity Generation

	10-Mar-24	11-Mar-24
Total Energy (GWh)	40.25	47.75
Peak Demand (MW)	2,232.50	2,542.90



Source: Ceylon Electricity Board