



Real GDP Growth: 2023 Q3 1.6%

NCPI Y-o-Y Change: January 6.5%

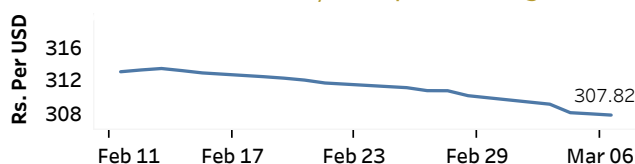
CCPI Y-o-Y Change: February 5.9%

Exchange Rates

(Rs. Per Unit)

07-Mar-24	TT Buying	TT Selling
USD	303.0947	312.4368
GBP	384.4764	399.2745
EUR	328.7412	342.1725
JPY	2.0309	2.1105

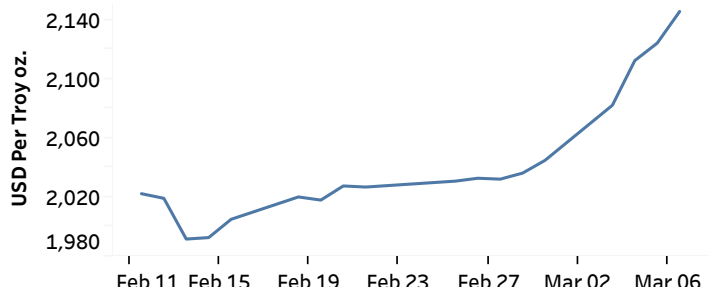
Indicative Rate of the USD/LKR Spot Exchange Rate



Source: Central Bank of Sri Lanka

Gold Price

05-Mar-24	06-Mar-24	07-Mar-24
USD 2,112.61	USD 2,124.45	USD 2,145.85



Source: Reuters

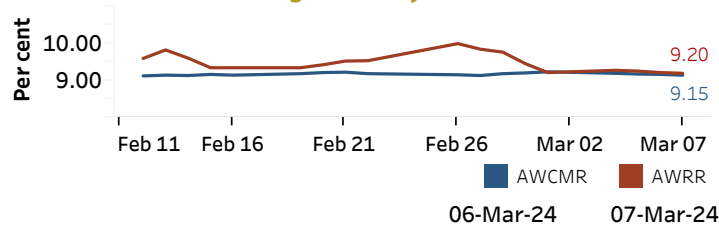
Money Market

Policy Rates: SDF Rate: 9.00%

SLF Rate: 10.00%

SRR: 2.00%

Overnight Money Market



Yield Rates of T-Bills

(per cent)

Primary Market 06-Mar-24 Secondary Market 07-Mar-24^(a)

Term	Primary Market 06-Mar-24	Secondary Market 07-Mar-24 ^(a)
91 Day	9.96	10.32
182 Day	10.08	10.00
364 Day	10.14	10.12

Source: Central Bank of Sri Lanka

Overnight Liquidity (Rs. bn)	06-Mar-24	07-Mar-24
	55.66	56.36

Share Market

07-Mar-24

ASPI	▲	11,045.90
S&P	▲	3,147.45

Daily Turnover

Rs.2,637.54 mn

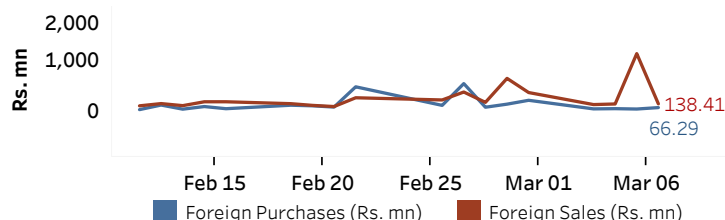
Market Capitalisation

Rs. 4,408.43 bn

PE Ratio

9.50

Foreign Purchases and Sales

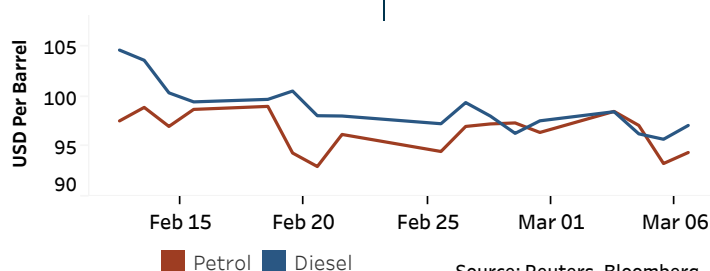


Source: Colombo Stock Exchange

Energy

Petroleum Products (USD per Barrel)

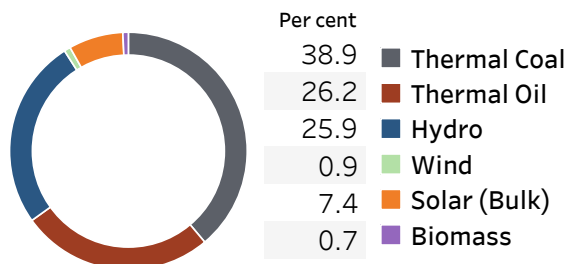
Crude Oil			Refined (Singapore Platts)		
11-Mar-24 ^(b)	07-Mar-24	07-Mar-24	07-Mar-24		
Brent	WTI	OPEC	Petrol	Diesel	Kerosene
81.44	77.37	82.71	94.40	97.10	101.36



Source: Reuters, Bloomberg

Electricity Generation

	06-Mar-24	07-Mar-24
Total Energy (GWh)	48.86	50.09
Peak Demand (MW)	2,502.40	2,487.10



Source: Ceylon Electricity Board