



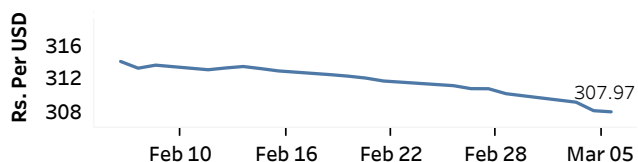
Real GDP Growth: 2023 Q3 1.6% NCPI Y-o-Y Change: January 6.5% CCPI Y-o-Y Change: February 5.9%

Exchange Rates

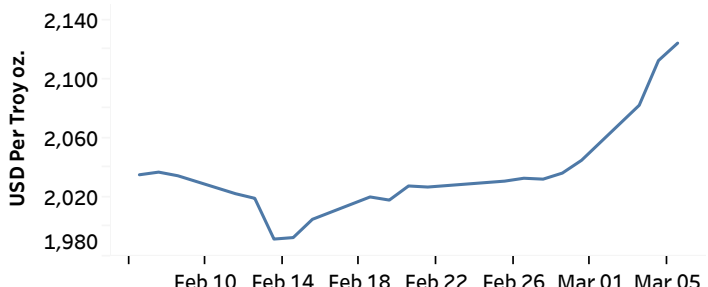
(Rs. Per Unit)

06-Mar-24	TT Buying	TT Selling
USD	302.9735	312.6086
GBP	383.2832	398.5451
EUR	326.9885	340.8921
JPY	2.0125	2.0949

Indicative Rate of the USD/LKR Spot Exchange Rate



Source: Central Bank of Sri Lanka

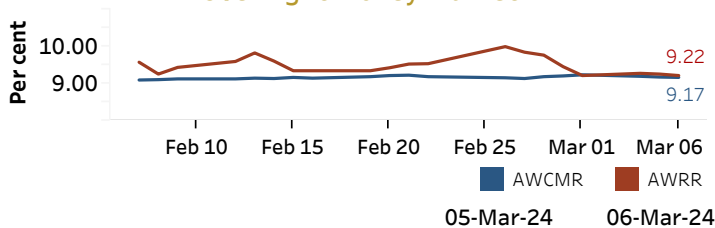


Source: Reuters

Money Market

Policy Rates: SDF Rate: 9.00% SLF Rate: 10.00% SRR: 2.00%

Overnight Money Market



Yield Rates of T-Bills

(per cent)

	Primary Market 06-Mar-24	Secondary Market 06-Mar-24 ^(a)
91 Day	9.96	10.01
182 Day	10.08	10.11
364 Day	10.14	10.14

Source: Central Bank of Sri Lanka

Overnight Liquidity (Rs. bn) -9.68 55.66

Share Market

06-Mar-24

ASPI ▲ 10,881.72
S&P ▲ 3,100.30

Daily Turnover

Rs. 2,293.48 mn

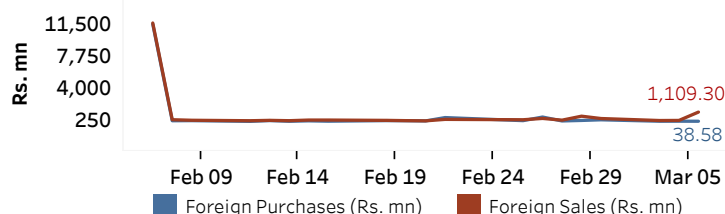
Market Capitalisation

Rs. 4,313.81 bn

PE Ratio

9.30

Foreign Purchases and Sales

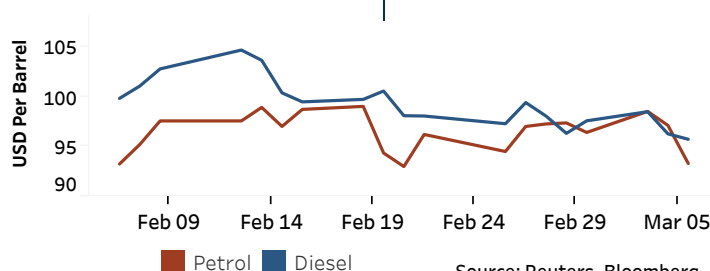


Source: Colombo Stock Exchange

Energy

Petroleum Products (USD per Barrel)

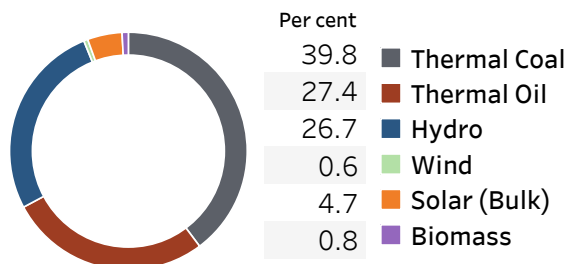
Crude Oil			Refined (Singapore Platts)		
07-Mar-24 ^(b)	05-Mar-24		06-Mar-24		
Brent	WTI	OPEC	Petrol	Diesel	Kerosene
83.00	79.18	82.31	93.30	95.72	100.02



Source: Reuters, Bloomberg

Electricity Generation

	05-Mar-24	06-Mar-24
Total Energy (GWh)	47.63	48.86
Peak Demand (MW)	2,486.60	2,502.40



Source: Ceylon Electricity Board