



Real GDP Growth: 2023 Q3 1.6%

NCPI Y-o-Y Change: January 6.5%

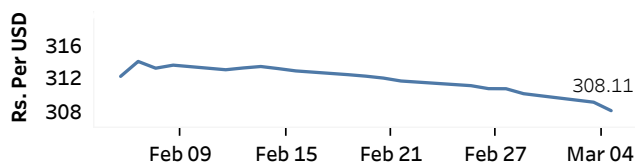
CCPI Y-o-Y Change: February 5.9%

## Exchange Rates

(Rs. Per Unit)

05-Mar-24	TT Buying	TT Selling
USD	303.0472	312.6876
GBP	383.3419	398.0725
EUR	327.2071	341.0430
JPY	2.0045	2.0879

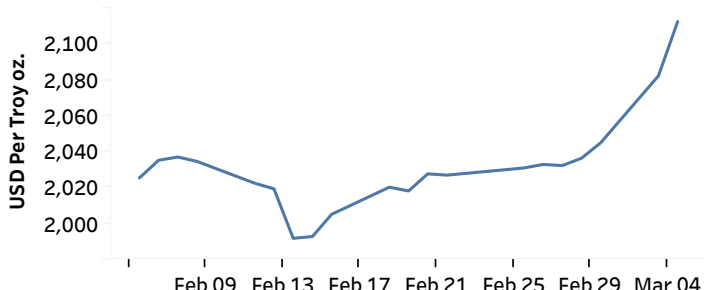
### Indicative Rate of the USD/LKR Spot Exchange Rate



Source: Central Bank of Sri Lanka

## Gold Price

01-Mar-24	04-Mar-24	05-Mar-24
USD 2,045.14	USD 2,082.39	USD 2,112.61



Source: Reuters

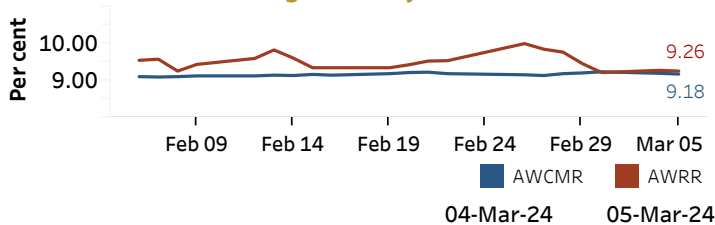
## Money Market

Policy Rates: SDF Rate: 9.00%

SLF Rate: 10.00%

SRR: 2.00%

### Overnight Money Market



### Yield Rates of T-Bills

(per cent)

	Primary Market 28-Feb-24	Secondary Market 05-Mar-24 <sup>(a)</sup>
91 Day	9.87	-
182 Day	9.95	-
364 Day	10.05	-

Source: Central Bank of Sri Lanka

Overnight Liquidity (Rs. bn)	04-Mar-24	05-Mar-24
	-71.66	-9.68

## Share Market

05-Mar-24

ASPI	▲	10,841.65
S&P	▲	3,092.25

### Daily Turnover

Rs.1,496.24 mn

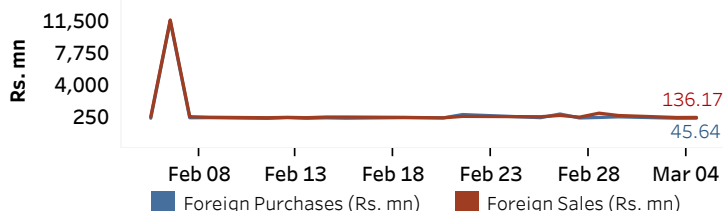
Market Capitalisation

Rs. 4,294.10 bn

PE Ratio

9.25

### Foreign Purchases and Sales

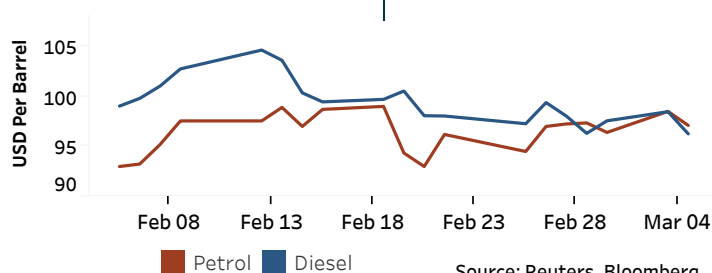


Source: Colombo Stock Exchange

## Energy

### Petroleum Products (USD per Barrel)

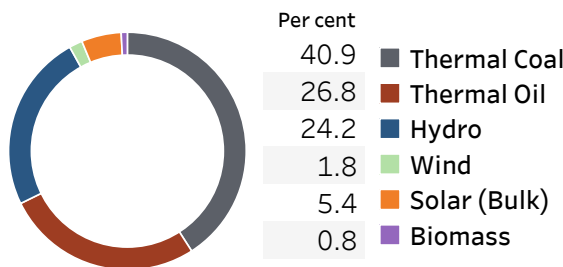
Crude Oil			Refined (Singapore Platts)		
06-Mar-24 <sup>(b)</sup>	04-Mar-24	05-Mar-24	Petrol	Diesel	Kerosene
Brent	WTI	OPEC	97.10	96.26	100.46
81.90	78.04	83.38			



Source: Reuters, Bloomberg

### Electricity Generation

	04-Mar-24	05-Mar-24
Total Energy (GWh)	46.84	47.63
Peak Demand (MW)	2,475.30	2,486.60



Source: Ceylon Electricity Board