



Real GDP Growth: 2023 Q3 1.6%

NCPI Y-o-Y Change: January 6.5%

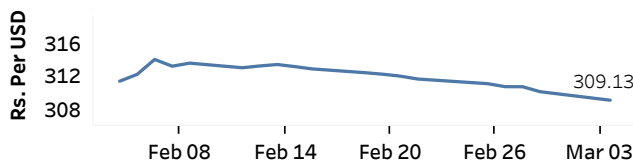
CCPI Y-o-Y Change: February 5.9%

Exchange Rates

(Rs. Per Unit)

04-Mar-24	TT Buying	TT Selling
USD	303.8123	313.4131
GBP	382.9276	398.2378
EUR	327.5391	341.3629
JPY	2.0139	2.0955

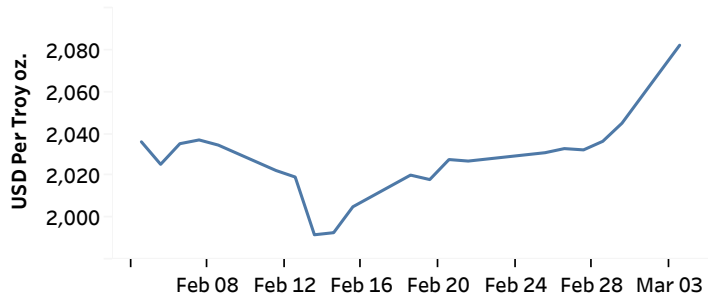
Indicative Rate of the USD/LKR Spot Exchange Rate



Source: Central Bank of Sri Lanka

Gold Price

29-Feb-24	01-Mar-24	04-Mar-24
USD 2,036.49	USD 2,045.14	USD 2,082.39



Source: Reuters

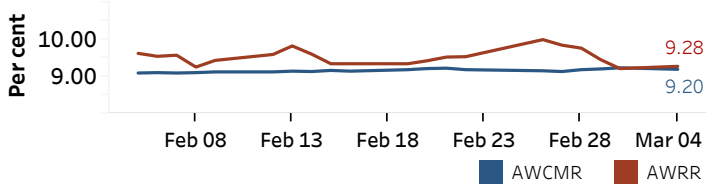
Money Market

Policy Rates: SDF Rate: 9.00%

SLF Rate: 10.00%

SRR: 2.00%

Overnight Money Market



Yield Rates of T-Bills

(per cent)

	Primary Market 28-Feb-24	Secondary Market 04-Mar-24 ^(a)
91 Day	9.87	9.75
182 Day	9.95	-
364 Day	10.05	-

Source: Central Bank of Sri Lanka

Overnight Liquidity (Rs. bn)	01-Mar-24	04-Mar-24
	38.50	-71.66

Share Market

04-Mar-24

ASPI	▲	10,805.23
S&P	▲	3,084.79

Daily Turnover

Rs.1,714.06 mn

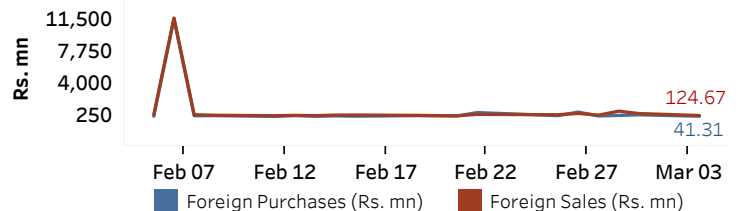
Market Capitalisation

Rs. 4,279.75 bn

PE Ratio

9.22

Foreign Purchases and Sales

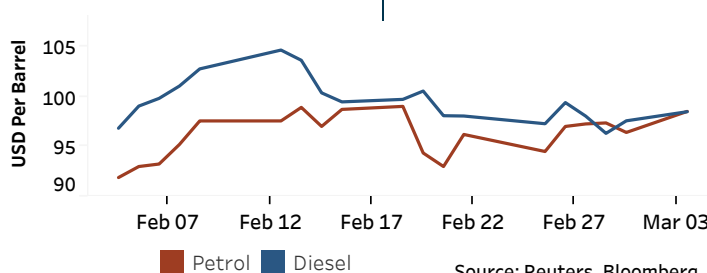


Source: Colombo Stock Exchange

Energy

Petroleum Products (USD per Barrel)

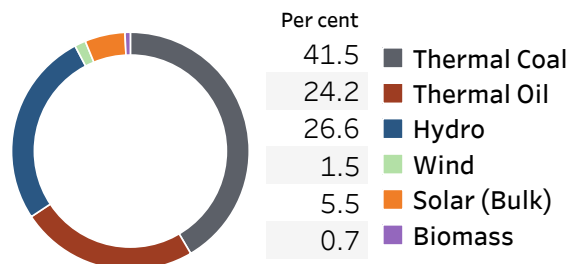
Crude Oil			Refined (Singapore Platts)		
05-Mar-24 ^(b)	01-Mar-24		04-Mar-24		
Brent	WTI	OPEC	Petrol	Diesel	Kerosene
82.80	78.65	82.65	98.50	98.47	102.66



Source: Reuters, Bloomberg

Electricity Generation

	03-Mar-24	04-Mar-24
Total Energy (GWh)	40.70	46.84
Peak Demand (MW)	2,210.80	2,475.30



Source: Ceylon Electricity Board