



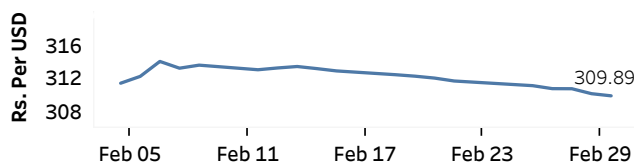
Real GDP Growth: 2023 Q3 1.6% NCPI Y-o-Y Change: January 6.5% CCPI Y-o-Y Change: February 5.9%

Exchange Rates

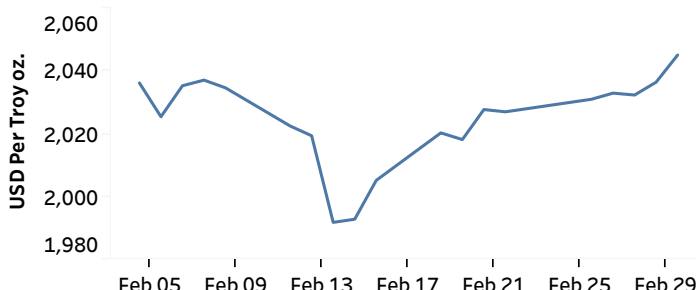
(Rs. Per Unit)

01-Mar-24	TT Buying	TT Selling
USD	304.7116	314.2362
GBP	383.3024	398.6683
EUR	327.6677	341.7333
JPY	2.0154	2.1003

Indicative Rate of the USD/LKR Spot Exchange Rate



Source: Central Bank of Sri Lanka

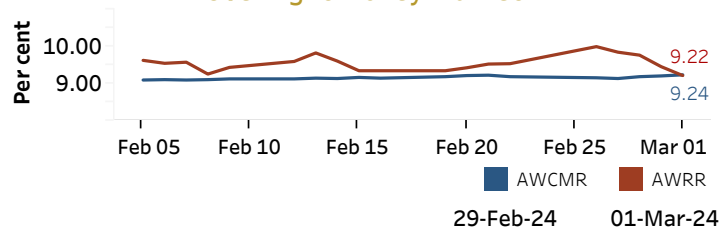


Source: Reuters

Money Market

Policy Rates: SDF Rate: 9.00% SLF Rate: 10.00% SRR: 2.00%

Overnight Money Market



Yield Rates of T-Bills

(per cent)

	Primary Market 28-Feb-24	Secondary Market 01-Mar-24 ^(a)
91 Day	9.87	9.84
182 Day	9.95	9.89
364 Day	10.05	10.00

Source: Central Bank of Sri Lanka

Overnight Liquidity (Rs. bn)	29-Feb-24	01-Mar-24
	-9.03	38.50

Share Market

01-Mar-24

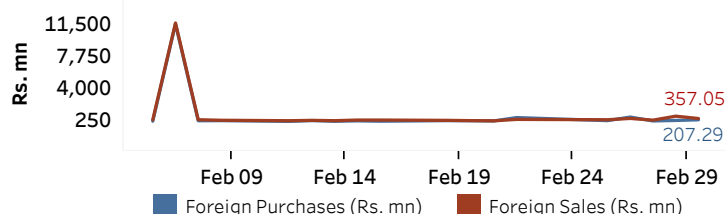
ASPI	▲	10,691.24
S&P	▲	3,039.40

Daily Turnover

Rs.1,497.08 mn

Market Capitalisation	PE Ratio
Rs. 4,215.62 bn	9.16

Foreign Purchases and Sales

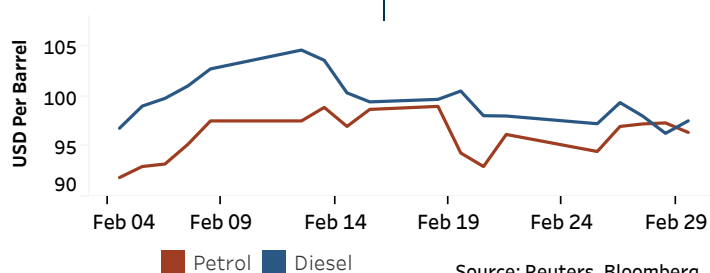


Source: Colombo Stock Exchange

Energy

Petroleum Products (USD per Barrel)

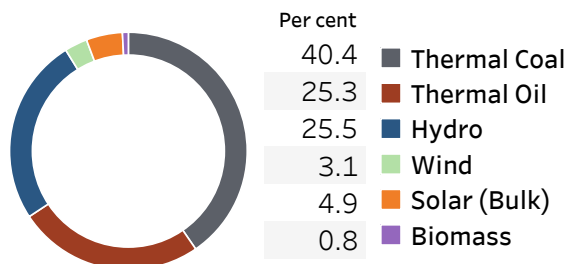
Crude Oil			Refined (Singapore Platts)		
04-Mar-24 ^(b)	WTI	OPEC	Petrol	Diesel	Kerosene
83.79	80.08	82.01	96.40	97.56	102.14



Source: Reuters, Bloomberg

Electricity Generation

	29-Feb-24	01-Mar-24
Total Energy (GWh)	47.85	48.22
Peak Demand (MW)	2,519.50	2,472.90



Source: Ceylon Electricity Board