

# Daily Economic Indicators 29 February 2024



Central Bank of Sri Lanka  
Statistics Department

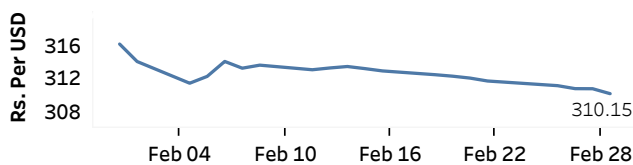
Real GDP Growth: 2023 Q3 1.6%    NCPI Y-o-Y Change: January 6.5%    CCPI Y-o-Y Change: February 5.9%

## Exchange Rates

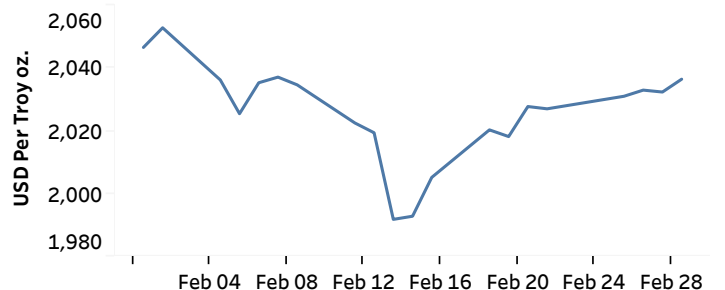
(Rs. Per Unit)

| 29-Feb-24 | TT Buying | TT Selling |
|-----------|-----------|------------|
| USD       | 305.1682  | 314.8771   |
| GBP       | 384.8535  | 400.4884   |
| EUR       | 328.7998  | 342.9230   |
| JPY       | 2.0277    | 2.1116     |

### Indicative Rate of the USD/LKR Spot Exchange Rate



Source: Central Bank of Sri Lanka

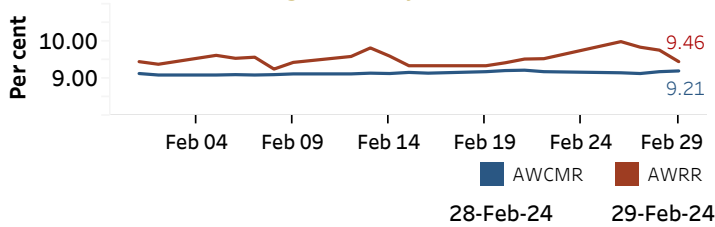


Source: Reuters

## Money Market

Policy Rates: SDF Rate: 9.00%    SLF Rate: 10.00%    SRR: 2.00%

### Overnight Money Market



### Yield Rates of T-Bills

(per cent)

|         | Primary Market<br>28-Feb-24 | Secondary Market<br>29-Feb-24 <sup>(a)</sup> |
|---------|-----------------------------|--|
| 91 Day  | 9.87                        | 9.85   |
| 182 Day | 9.95                        | 9.95   |
| 364 Day | 10.05                       | 10.00  |

Source: Central Bank of Sri Lanka

| Overnight Liquidity (Rs. bn) | 28-Feb-24 | 29-Feb-24 |
|------------------------------|-----------|-----------|
|                              | -39.98    | -9.03     |

## Share Market

29-Feb-24

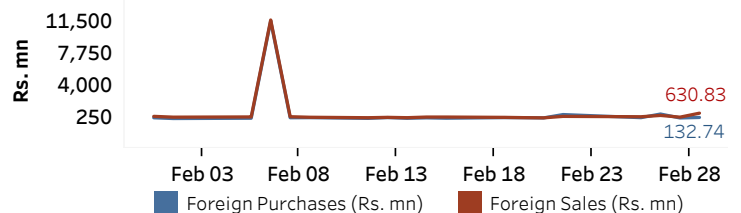
|      |   |           |
|------|---|-----------|
| ASPI | ▼ | 10,651.77 |
| S&P  | ▼ | 3,037.38  |

### Daily Turnover

Rs.1,641.85 mn

| Market Capitalisation | PE Ratio |
|-----------------------|----------|
| Rs. 4,186.09 bn       | 9.12     |

### Foreign Purchases and Sales

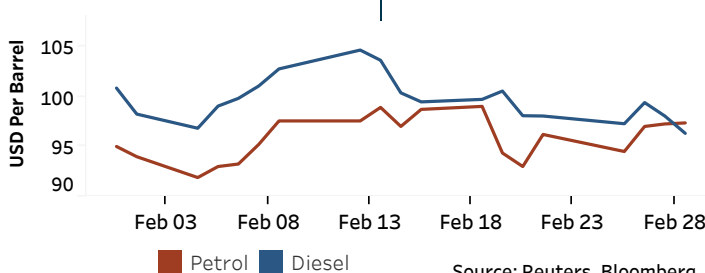


Source: Colombo Stock Exchange

## Energy

### Petroleum Products (USD per Barrel)

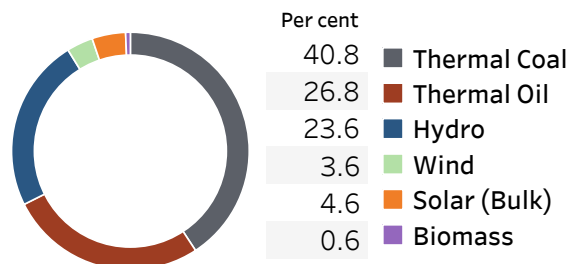
| Crude Oil                |           |       | Refined (Singapore Platts) |        |          |
|--------------------------|-----------|-------|----------------------------|--------|----------|
| 01-Mar-24 <sup>(b)</sup> | 28-Feb-24 |       | 29-Feb-24                  |        |          |
| Brent                    | WTI       | OPEC  | Petrol                     | Diesel | Kerosene |
| 83.62                    | 78.49     | 82.02 | 97.35                      | 96.31  | 101.05   |



Source: Reuters, Bloomberg

### Electricity Generation

|                    | 28-Feb-24 | 29-Feb-24 |
|--------------------|-----------|-----------|
| Total Energy (GWh) | 47.65     | 47.85     |
| Peak Demand (MW)   | 2,483.20  | 2,519.50  |



Source: Ceylon Electricity Board

(a) Based on actual transactions above Rs. 50 mn reported up to 4.00 PM    (b) Updated at 8.00 AM

Published on 01-Mar-2024