

# Daily Economic Indicators 28 February 2024



Central Bank of Sri Lanka  
Statistics Department

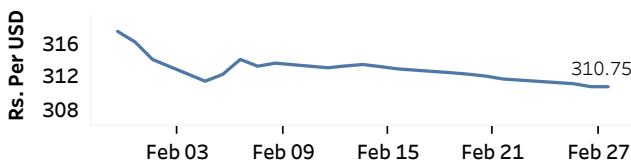
Real GDP Growth: 2023 Q3 1.6%    NCPI Y-o-Y Change: January 6.5%    CCPI Y-o-Y Change: January 6.4%

## Exchange Rates

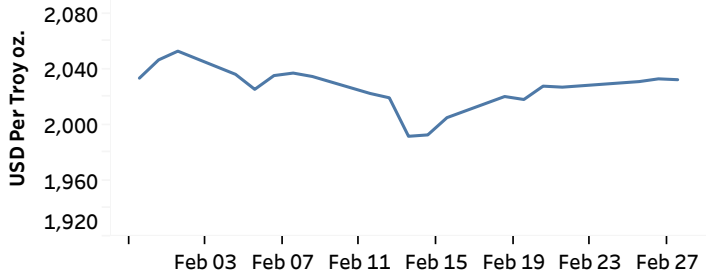
(Rs. Per Unit)

28-Feb-24	TT Buying	TT Selling
USD	305.5624	315.2986
GBP	385.4883	401.0482
EUR	329.2389	343.3195
JPY	2.0217	2.1051

### Indicative Rate of the USD/LKR Spot Exchange Rate



Source: Central Bank of Sri Lanka

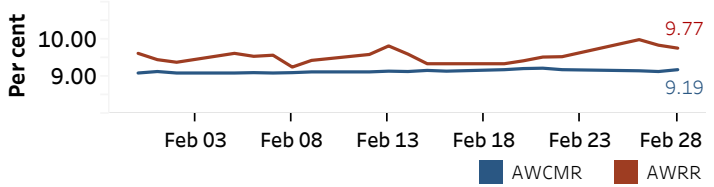


Source: Reuters

## Money Market

Policy Rates: SDF Rate: 9.00%    SLF Rate: 10.00%    SRR: 2.00%

### Overnight Money Market



### Yield Rates of T-Bills

(per cent)

	Primary Market 28-Feb-24	Secondary Market 28-Feb-24 <sup>(a)</sup>
91 Day	9.87	9.86
182 Day	9.95	9.93
364 Day	10.05	10.03

Source: Central Bank of Sri Lanka

Overnight Liquidity (Rs. bn)	27-Feb-24	28-Feb-24
	-37.34	-39.98

## Share Market

28-Feb-24

ASPI	▲	10,678.30
S&P	▲	3,056.97

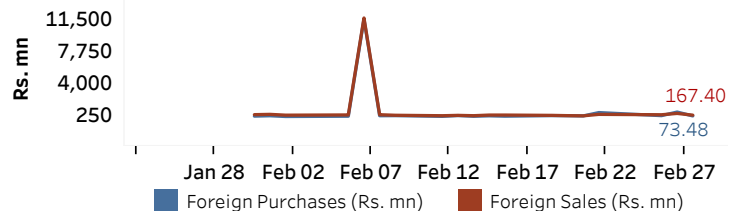
### Daily Turnover

Rs.1,293.62 mn

Market Capitalisation    PE Ratio

Rs. 4,173.98 bn    9.09

### Foreign Purchases and Sales

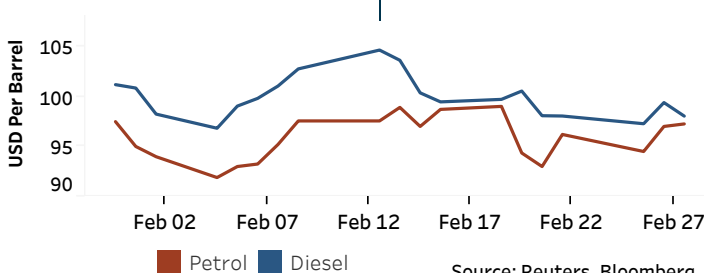


Source: Colombo Stock Exchange

## Energy

### Petroleum Products (USD per Barrel)

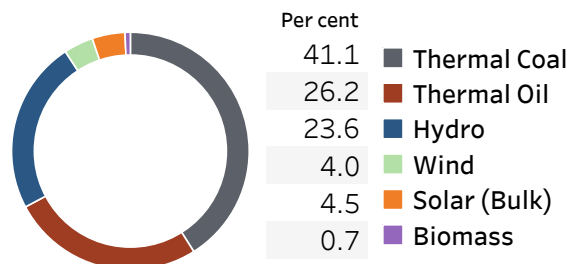
Crude Oil			Refined (Singapore Platts)		
29-Feb-24 <sup>(b)</sup>		27-Feb-24	28-Feb-24		
Brent	WTI	OPEC	Petrol	Diesel	Kerosene
83.57	78.44	82.22	97.25	98.03	102.18



Source: Reuters, Bloomberg

### Electricity Generation

	27-Feb-24	28-Feb-24
Total Energy (GWh)	46.92	47.65
Peak Demand (MW)	2,470.00	2,483.20



Source: Ceylon Electricity Board

(a) Based on actual transactions above Rs. 50 mn reported up to 4.00 PM    (b) Updated at 8.00 AM

Published on 29-Feb-2024