

Daily Economic Indicators 27 February 2024



Central Bank of Sri Lanka
Statistics Department

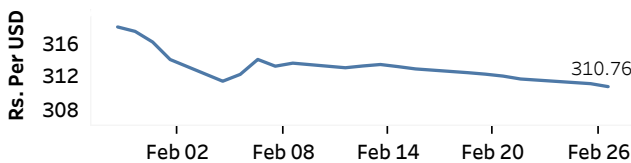
Real GDP Growth: 2023 Q3 1.6% NCPI Y-o-Y Change: January 6.5% CCPI Y-o-Y Change: January 6.4%

Exchange Rates

(Rs. Per Unit)

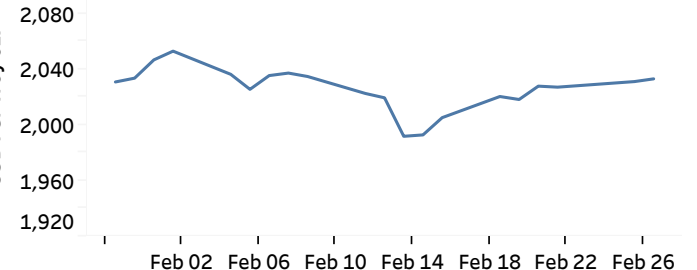
27-Feb-24	TT Buying	TT Selling
USD	306.0623	315.7299
GBP	386.4969	401.9914
EUR	330.3174	344.3762
JPY	2.0258	2.1083

Indicative Rate of the USD/LKR Spot Exchange Rate



Source: Central Bank of Sri Lanka

USD Per Troy oz.

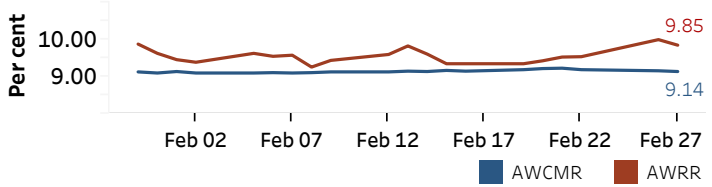


Source: Reuters

Money Market

Policy Rates: SDF Rate: 9.00% SLF Rate: 10.00% SRR: 2.00%

Overnight Money Market



Yield Rates of T-Bills

(per cent)

	Primary Market 21-Feb-24	Secondary Market 27-Feb-24 ^(a)
91 Day	9.78	10.03
182 Day	9.86	9.84
364 Day	10.02	-

Source: Central Bank of Sri Lanka

Overnight Liquidity (Rs. bn) -65.04 -37.34

Share Market

27-Feb-24

ASPI ▲ 10,623.01
S&P ▼ 3,055.24

Daily Turnover

Rs. 2,532.46 mn

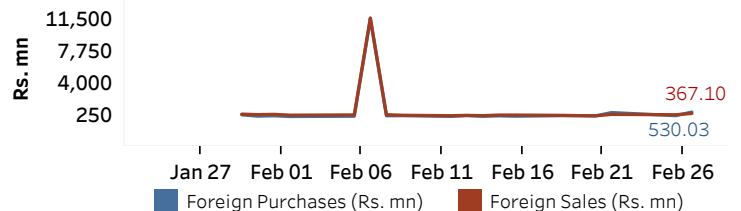
Market Capitalisation

Rs. 4,156.73 bn

PE Ratio

9.31

Foreign Purchases and Sales

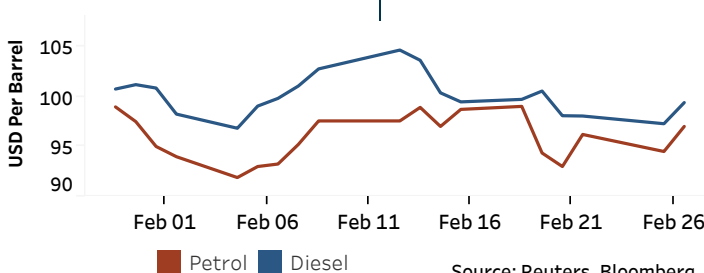


Source: Colombo Stock Exchange

Energy

Petroleum Products (USD per Barrel)

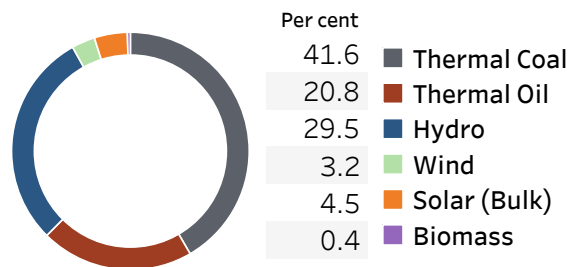
Crude Oil			Refined (Singapore Platts)		
28-Feb-24 ^(b)	26-Feb-24	27-Feb-24	Petrol	Diesel	Kerosene
Brent	WTI	OPEC	97.00	99.38	103.33
83.33	78.54	80.83			



Source: Reuters, Bloomberg

Electricity Generation

	26-Feb-24	27-Feb-24
Total Energy (GWh)	46.70	46.92
Peak Demand (MW)	2,388.70	2,470.00



Source: Ceylon Electricity Board

(a) Based on actual transactions above Rs. 50 mn reported up to 4.00 PM (b) Updated at 8.00 AM

Published on 28-Feb-2024