

Daily Economic Indicators 26 February 2024



Central Bank of Sri Lanka
Statistics Department

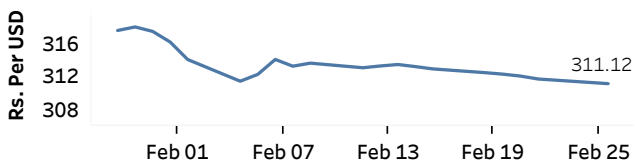
Real GDP Growth: 2023 Q3 1.6% NCPI Y-o-Y Change: January 6.5% CCPI Y-o-Y Change: January 6.4%

Exchange Rates

(Rs. Per Unit)

26-Feb-24	TT Buying	TT Selling
USD	306.0865	315.8517
GBP	385.7821	401.4574
EUR	329.2361	343.4590
JPY	2.0248	2.1097

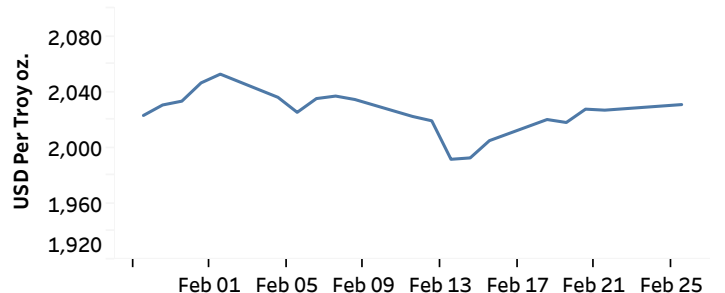
Indicative Rate of the USD/LKR Spot Exchange Rate



Source: Central Bank of Sri Lanka

Gold Price

21-Feb-24	22-Feb-24	26-Feb-24
USD 2,027.78	USD 2,027.05	USD 2,031.05

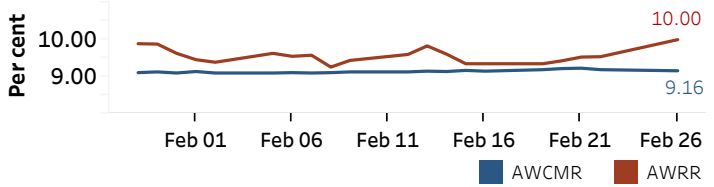


Source: Reuters

Money Market

Policy Rates: SDF Rate: 9.00% SLF Rate: 10.00% SRR: 2.00%

Overnight Money Market



Yield Rates of T-Bills

(per cent)

	Primary Market 21-Feb-24	Secondary Market 26-Feb-24 ^(a)
91 Day	9.78	-
182 Day	9.86	-
364 Day	10.02	9.88

Source: Central Bank of Sri Lanka

Overnight Liquidity (Rs. bn)	103.89	-65.04
------------------------------	--------	--------

Share Market

26-Feb-24

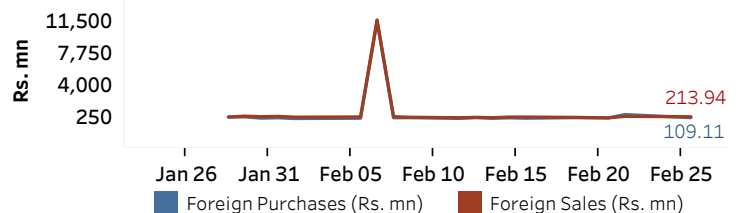
ASPI	▼	10,612.17
S&P	▼	3,057.30

Daily Turnover

Rs.1,655.87 mn

Market Capitalisation	PE Ratio
Rs. 4,156.76 bn	9.66

Foreign Purchases and Sales

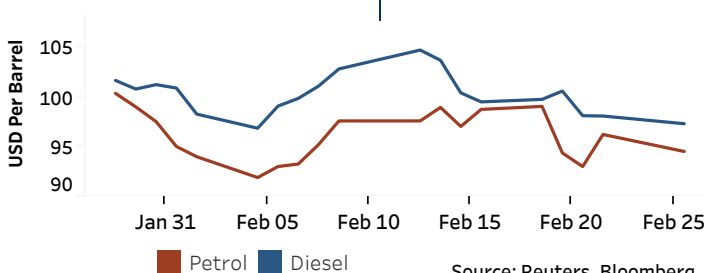


Source: Colombo Stock Exchange

Energy

Petroleum Products (USD per Barrel)

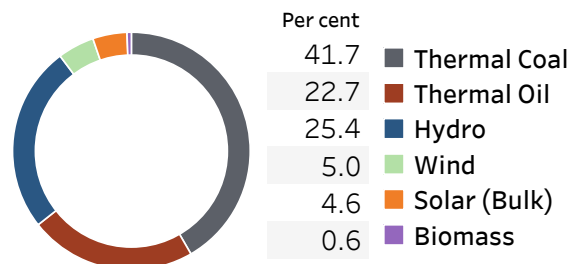
Crude Oil			Refined (Singapore Platts)		
27-Feb-24 ^(b)	22-Feb-24	26-Feb-24	27-Feb-24 ^(b)	22-Feb-24	26-Feb-24
Brent	WTI	OPEC	Petrol	Diesel	Kerosene
82.60	77.67	82.90	94.50	97.27	100.96



Source: Reuters, Bloomberg

Electricity Generation

	25-Feb-24	26-Feb-24
Total Energy (GWh)	38.98	46.70
Peak Demand (MW)	2,191.90	2,388.70



Source: Ceylon Electricity Board

(a) Based on actual transactions above Rs. 50 mn reported up to 4.00 PM (b) Updated at 8.00 AM

Published on 27-Feb-2024