

Daily Economic Indicators 22 February 2024



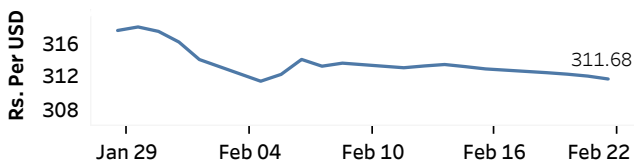
Real GDP Growth: 2023 Q3 1.6% NCPI Y-o-Y Change: January 6.5% CCPI Y-o-Y Change: January 6.4%

Exchange Rates

(Rs. Per Unit)

22-Feb-24	TT Buying	TT Selling
USD	306.5399	316.0679
GBP	385.4831	401.2833
EUR	329.8568	344.0649
JPY	2.0282	2.1124

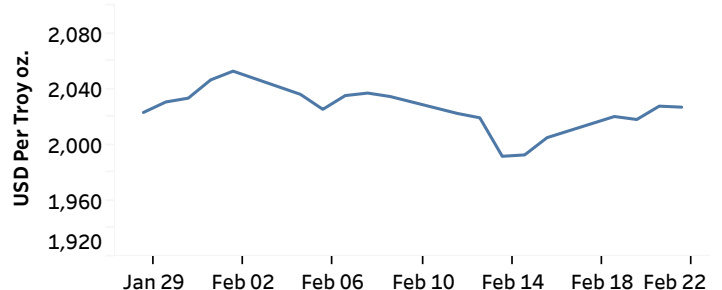
Indicative Rate of the USD/LKR Spot Exchange Rate



Source: Central Bank of Sri Lanka

Gold Price

20-Feb-24	21-Feb-24	22-Feb-24
USD 2,018.22	USD 2,027.78	USD 2,027.05

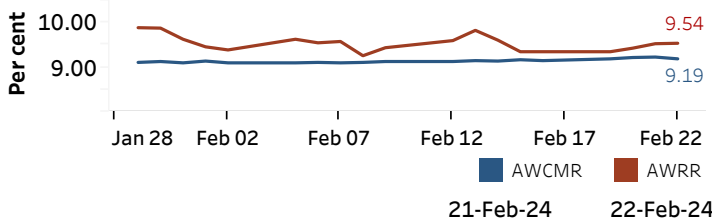


Source: Reuters

Money Market

Policy Rates: SDF Rate: 9.00% SLF Rate: 10.00% SRR: 2.00%

Overnight Money Market



Yield Rates of T-Bills

(per cent)

	Primary Market 21-Feb-24	Secondary Market 22-Feb-24 ^(a)
91 Day	9.78	9.46
182 Day	9.86	10.03
364 Day	10.02	10.00

Source: Central Bank of Sri Lanka

Overnight Liquidity (Rs. bn)	21-Feb-24	22-Feb-24
	59.20	103.89

Share Market

22-Feb-24

ASPI	▲	10,655.35
S&P	▼	3,064.94

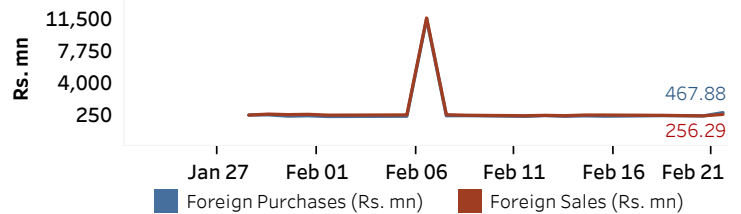
Daily Turnover

Rs.1,469.67 mn

Market Capitalisation PE Ratio

Rs. 4,173.97 bn 10.64

Foreign Purchases and Sales

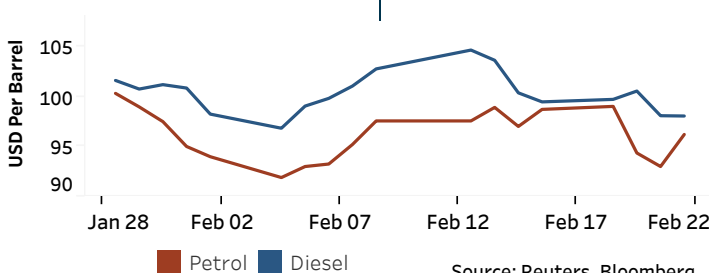


Source: Colombo Stock Exchange

Energy

Petroleum Products (USD per Barrel)

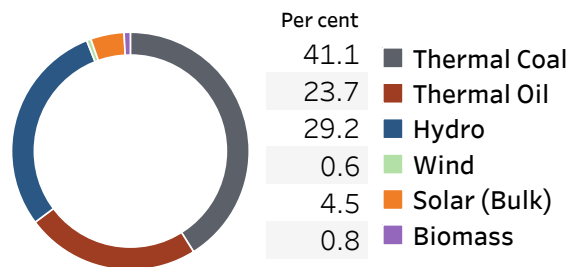
Crude Oil			Refined (Singapore Platts)		
26-Feb-24 ^(b)	22-Feb-24		22-Feb-24		
Brent	WTI	OPEC	Petrol	Diesel	Kerosene
81.27	76.14	82.90	96.20	98.04	105.26



Source: Reuters, Bloomberg

Electricity Generation

	21-Feb-24	22-Feb-24
Total Energy (GWh)	47.13	47.54
Peak Demand (MW)	2,493.20	2,428.40



Source: Ceylon Electricity Board

(a) Based on actual transactions above Rs. 50 mn reported up to 4.00 PM (b) Updated at 8.00 AM

Published on 26-Feb-2024