

# Daily Economic Indicators 21 February 2024



Central Bank of Sri Lanka  
Statistics Department

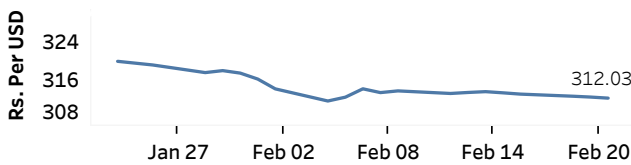
Real GDP Growth: 2023 Q3 1.6%    NCPI Y-o-Y Change: January 6.5%    CCPI Y-o-Y Change: January 6.4%

## Exchange Rates

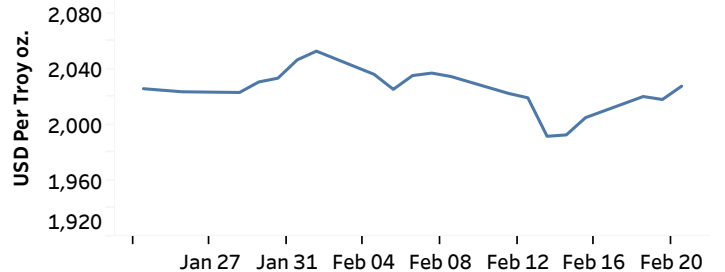
(Rs. Per Unit)

21-Feb-24	TT Buying	TT Selling
USD	307.1414	316.8174
GBP	386.0602	401.8873
EUR	330.3238	344.4463
JPY	2.0395	2.1235

### Indicative Rate of the USD/LKR Spot Exchange Rate



Source: Central Bank of Sri Lanka

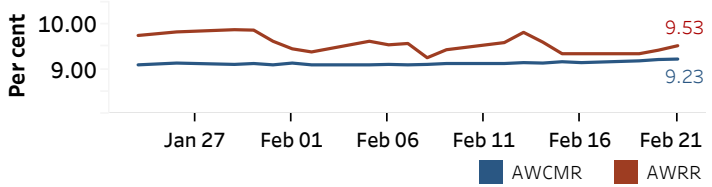


Source: Reuters

## Money Market

Policy Rates: SDF Rate: 9.00%    SLF Rate: 10.00%    SRR: 2.00%

### Overnight Money Market



### Yield Rates of T-Bills

(per cent)

	Primary Market 21-Feb-24	Secondary Market 21-Feb-24 <sup>(a)</sup>
91 Day	9.78	9.82
182 Day	9.86	9.92
364 Day	10.02	10.05

Source: Central Bank of Sri Lanka

Overnight Liquidity (Rs. bn)    23.26    59.20

## Share Market

21-Feb-24

ASPI ▲ 10,649.30  
S&P ▲ 3,070.37

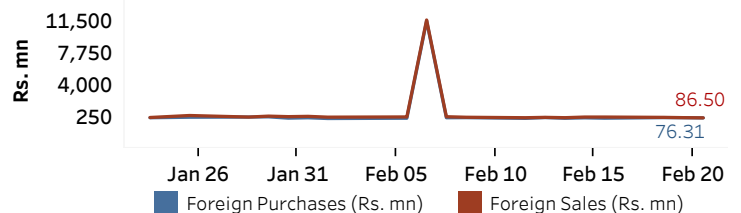
### Daily Turnover

Rs.880.93 mn

Market Capitalisation    PE Ratio

Rs. 4,150.34 bn    10.58

### Foreign Purchases and Sales

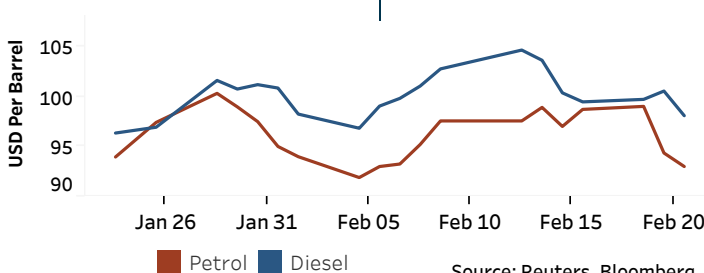


Source: Colombo Stock Exchange

## Energy

### Petroleum Products (USD per Barrel)

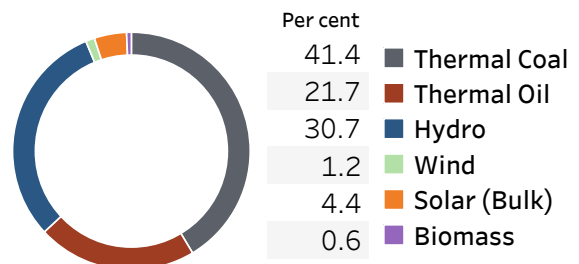
Crude Oil			Refined (Singapore Platts)		
22-Feb-24 <sup>(b)</sup>		20-Feb-24	21-Feb-24		
Brent	WTI	OPEC	Petrol	Diesel	Kerosene
83.11	78.02	82.82	93.00	98.07	101.56



Source: Reuters, Bloomberg

### Electricity Generation

	20-Feb-24	21-Feb-24
Total Energy (GWh)	46.86	47.13
Peak Demand (MW)	2,439.00	2,493.20



Source: Ceylon Electricity Board

(a) Based on actual transactions above Rs. 50 mn reported up to 4.00 PM    (b) Updated at 8.00 AM

Published on 22-Feb-2024