

# Daily Economic Indicators 20 February 2024



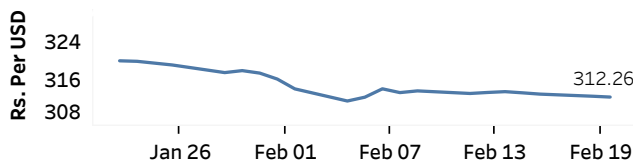
Real GDP Growth: 2023 Q3 1.6%    NCPI Y-o-Y Change: December 4.2%    CCPI Y-o-Y Change: January 6.4%

## Exchange Rates

(Rs. Per Unit)

20-Feb-24	TT Buying	TT Selling
USD	307.3445	317.1692
GBP	385.2061	400.7585
EUR	329.1693	343.1934
JPY	2.0373	2.1199

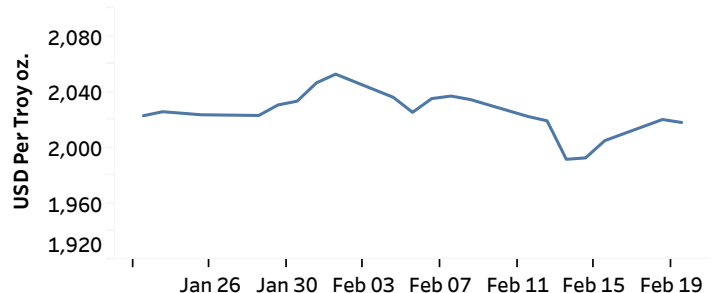
### Indicative Rate of the USD/LKR Spot Exchange Rate



Source: Central Bank of Sri Lanka

## Gold Price

16-Feb-24	19-Feb-24	20-Feb-24
USD 2,005.21	USD 2,020.35	USD 2,018.22

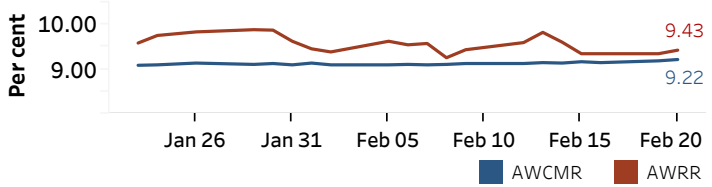


Source: Reuters

## Money Market

Policy Rates: SDF Rate: 9.00%    SLF Rate: 10.00%    SRR: 2.00%

### Overnight Money Market



### Yield Rates of T-Bills

(per cent)

	Primary Market 14-Feb-24	Secondary Market 20-Feb-24 <sup>(a)</sup>
91 Day	9.79	9.80
182 Day	9.86	9.89
364 Day	10.02	10.14

Source: Central Bank of Sri Lanka

Overnight Liquidity (Rs. bn)	19-Feb-24	20-Feb-24
	-5.18	23.26

## Share Market

20-Feb-24

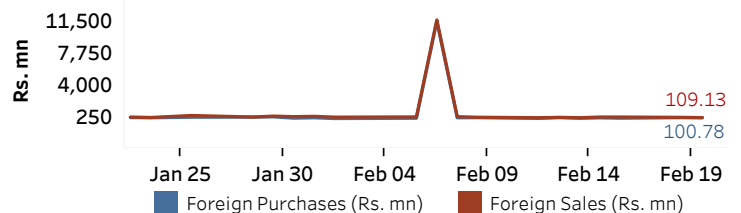
ASPI	▼	10,638.06
S&P	▲	3,068.89

### Daily Turnover

Rs.815.62 mn

Market Capitalisation	PE Ratio
Rs. 4,147.23 bn	11.07

### Foreign Purchases and Sales

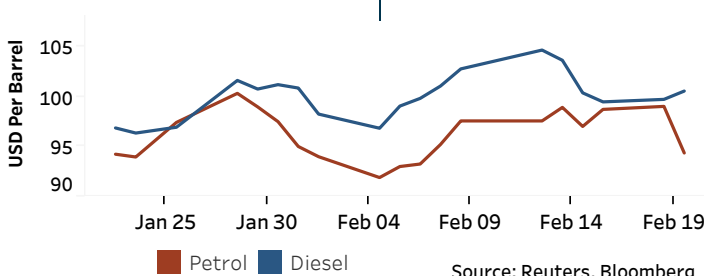


Source: Colombo Stock Exchange

## Energy

### Petroleum Products (USD per Barrel)

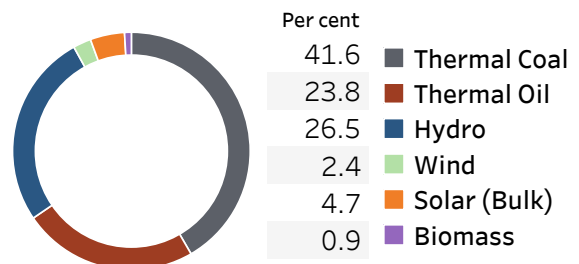
Crude Oil			Refined (Singapore Platts)		
21-Feb-24 <sup>(b)</sup>	19-Feb-24	20-Feb-24	Petrol	Diesel	Kerosene
Brent	WTI	OPEC	94.35	100.53	104.65
82.61	78.18	82.89			



Source: Reuters, Bloomberg

### Electricity Generation

	19-Feb-24	20-Feb-24
Total Energy (GWh)	45.66	46.86
Peak Demand (MW)	2,483.90	2,439.00



Source: Ceylon Electricity Board

(a) Based on actual transactions above Rs. 50 mn reported up to 4.00 PM    (b) Updated at 8.00 AM

Published on 21-Feb-2024