

Daily Economic Indicators 19 February 2024



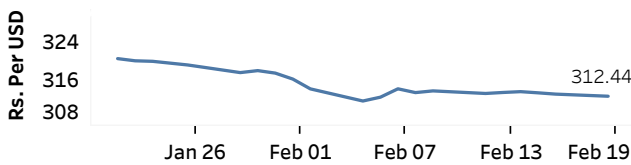
Real GDP Growth: 2023 Q3 1.6% NCPI Y-o-Y Change: December 4.2% CCPI Y-o-Y Change: January 6.4%

Exchange Rates

(Rs. Per Unit)

19-Feb-24	TT Buying	TT Selling
USD	307.4708	317.2903
GBP	386.0530	401.8794
EUR	329.6290	343.8122
JPY	2.0399	2.1265

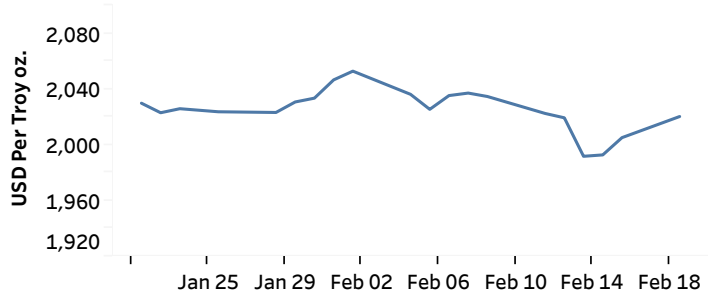
Indicative Rate of the USD/LKR Spot Exchange Rate



Source: Central Bank of Sri Lanka

Gold Price

15-Feb-24	16-Feb-24	19-Feb-24
USD 1,992.85	USD 2,005.21	USD 2,020.35

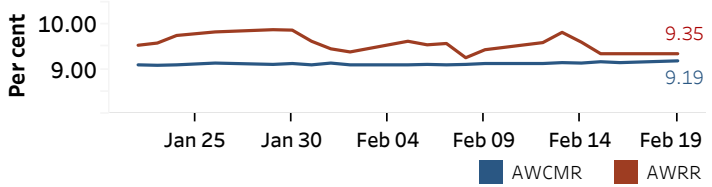


Source: Reuters

Money Market

Policy Rates: SDF Rate: 9.00% SLF Rate: 10.00% SRR: 2.00%

Overnight Money Market



Yield Rates of T-Bills

(per cent)

	Primary Market 14-Feb-24	Secondary Market 19-Feb-24 ^(a)
91 Day	9.79	-
182 Day	9.86	9.55
364 Day	10.02	10.13

Source: Central Bank of Sri Lanka

Overnight Liquidity (Rs. bn)	16-Feb-24	19-Feb-24
	83.80	-5.18

Share Market

19-Feb-24

ASPI	▲	10,643.05
S&P	▲	3,067.40

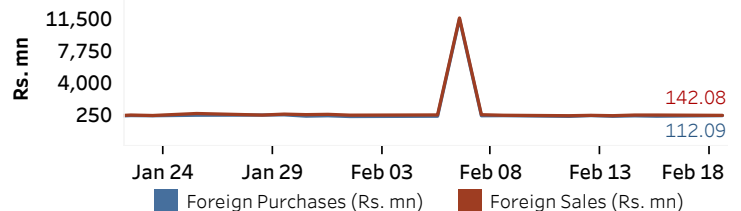
Daily Turnover

Rs. 719.03 mn

Market Capitalisation PE Ratio

Rs. 4,148.03 bn 11.07

Foreign Purchases and Sales

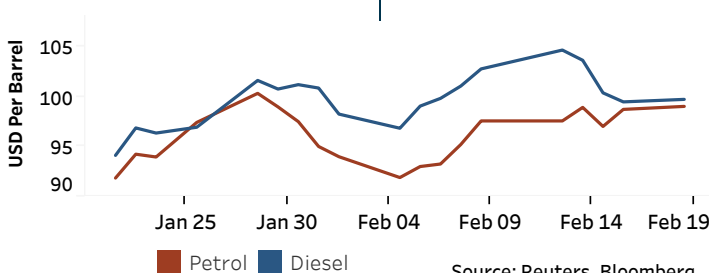


Source: Colombo Stock Exchange

Energy

Petroleum Products (USD per Barrel)

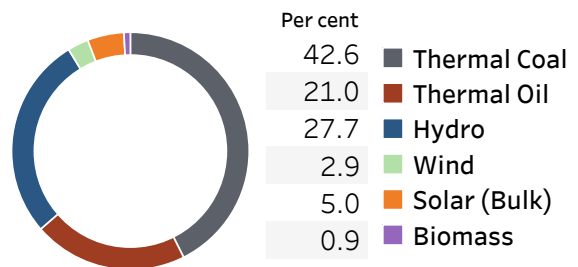
Crude Oil			Refined (Singapore Platts)		
20-Feb-24 ^(b)	16-Feb-24	19-Feb-24	Petrol	Diesel	Kerosene
Brent	WTI	OPEC	99.00	99.70	103.95
83.45	79.45	82.63			



Source: Reuters, Bloomberg

Electricity Generation

	18-Feb-24	19-Feb-24
Total Energy (GWh)	38.48	45.66
Peak Demand (MW)	2,158.30	2,483.90



Source: Ceylon Electricity Board

(a) Based on actual transactions above Rs. 50 mn reported up to 4.00 PM (b) Updated at 8.00 AM