

Daily Economic Indicators 16 February 2024



Central Bank of Sri Lanka
Statistics Department

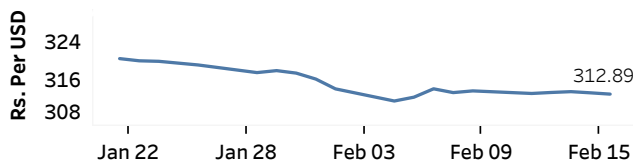
Real GDP Growth: 2023 Q3 1.6% NCPI Y-o-Y Change: December 4.2% CCPI Y-o-Y Change: January 6.4%

Exchange Rates

(Rs. Per Unit)

16-Feb-24	TT Buying	TT Selling
USD	307.7043	317.7620
GBP	385.7226	401.5697
EUR	329.5695	343.8727
JPY	2.0410	2.1252

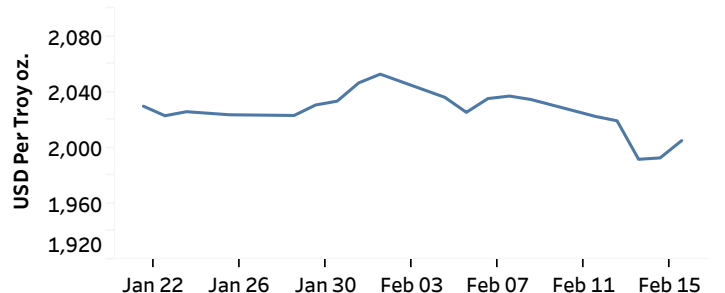
Indicative Rate of the USD/LKR Spot Exchange Rate



Source: Central Bank of Sri Lanka

Gold Price

14-Feb-24	15-Feb-24	16-Feb-24
USD 1,991.85	USD 1,992.85	USD 2,005.21

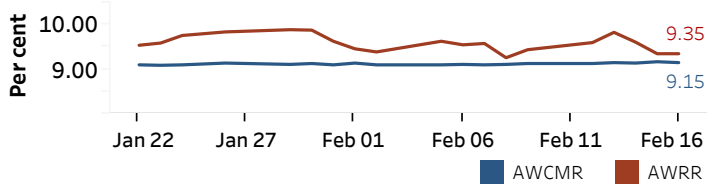


Source: Reuters

Money Market

Policy Rates: SDF Rate: 9.00% SLF Rate: 10.00% SRR: 2.00%

Overnight Money Market



Yield Rates of T-Bills

(per cent)

	Primary Market 14-Feb-24	Secondary Market 16-Feb-24 ^(a)
91 Day	9.79	9.58
182 Day	9.86	-
364 Day	10.02	-

Source: Central Bank of Sri Lanka

Overnight Liquidity (Rs. bn)	15-Feb-24	16-Feb-24
	33.02	83.80

Share Market

16-Feb-24

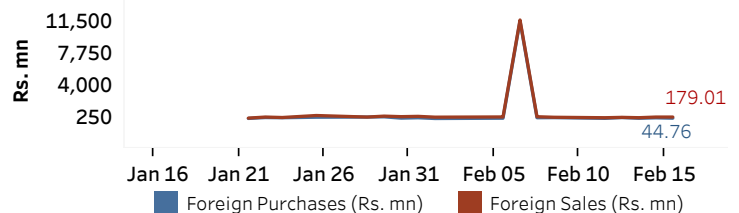
ASPI	▲	10,586.11
S&P	▲	3,048.63

Daily Turnover

Rs.1,371.05 mn

Market Capitalisation	PE Ratio
Rs. 4,126.00 bn	11.02

Foreign Purchases and Sales

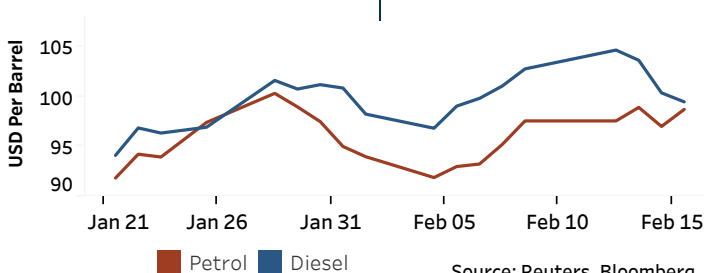


Source: Colombo Stock Exchange

Energy

Petroleum Products (USD per Barrel)

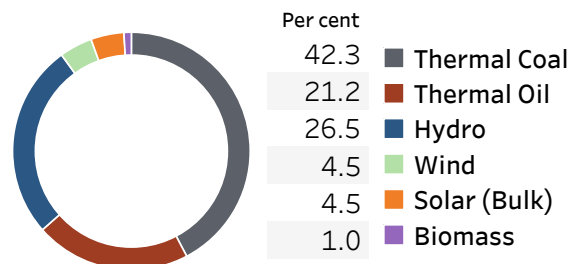
Crude Oil			Refined (Singapore Platts)		
19-Feb-24 ^(b)	15-Feb-24	16-Feb-24	15-Feb-24	16-Feb-24	16-Feb-24
Brent	WTI	OPEC	Petrol	Diesel	Kerosene
82.84	78.79	81.36	98.70	99.45	103.69



Source: Reuters, Bloomberg

Electricity Generation

	15-Feb-24	16-Feb-24
Total Energy (GWh)	46.86	46.03
Peak Demand (MW)	2,369.60	2,336.80



Source: Ceylon Electricity Board

(a) Based on actual transactions above Rs. 50 mn reported up to 4.00 PM (b) Updated at 8.00 AM

Published on 19-Feb-2024