

Daily Economic Indicators 15 February 2024



Central Bank of Sri Lanka
Statistics Department

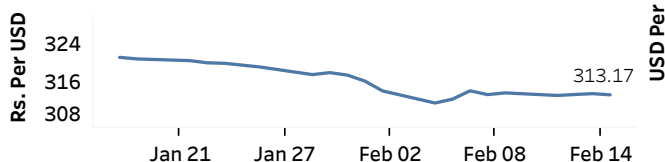
Real GDP Growth: 2023 Q3 1.6% NCPI Y-o-Y Change: December 4.2% CCPI Y-o-Y Change: January 6.4%

Exchange Rates

(Rs. Per Unit)

| 15-Feb-24 | TT Buying | TT Selling |
|-----------|-----------|------------|
| USD | 308.2195 | 318.0679 |
| GBP | 385.8769 | 401.3018 |
| EUR | 329.2132 | 342.9055 |
| JPY | 2.0441 | 2.1265 |

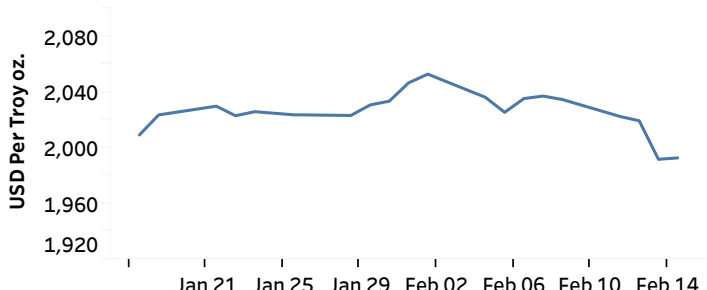
Indicative Rate of the USD/LKR Spot Exchange Rate



Source: Central Bank of Sri Lanka

Gold Price

| 13-Feb-24 | 14-Feb-24 | 15-Feb-24 |
|--------------|--------------|--------------|
| USD 2,019.43 | USD 1,991.85 | USD 1,992.85 |

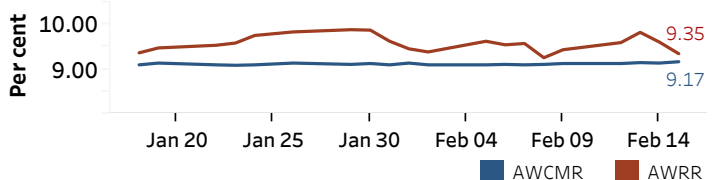


Source: Reuters

Money Market

Policy Rates: SDF Rate: 9.00% SLF Rate: 10.00% SRR: 2.00%

Overnight Money Market



Yield Rates of T-Bills

(per cent)

| | Primary Market 14-Feb-24 | Secondary Market 15-Feb-24 ^(a) |
|---------|-----------------------------|--|
| 91 Day | 9.79 | 9.50 |
| 182 Day | 9.86 | 9.94 |
| 364 Day | 10.02 | 10.02 |

Source: Central Bank of Sri Lanka

| Overnight Liquidity (Rs. bn) | 14-Feb-24 | 15-Feb-24 |
|------------------------------|-----------|-----------|
| | 50.18 | 33.02 |

Share Market

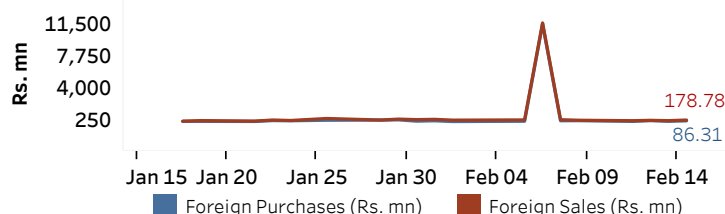
15-Feb-24

| | | |
|------|---|-----------|
| ASPI | ▲ | 10,568.46 |
| S&P | ▲ | 3,035.35 |

Daily Turnover

Rs.961.47 mn

| Market Capitalisation | PE Ratio |
|-----------------------|----------|
| Rs. 4,113.08 bn | 10.99 |

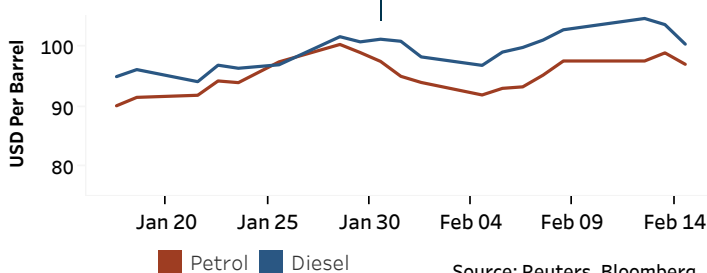


Source: Colombo Stock Exchange

Energy

Petroleum Products (USD per Barrel)

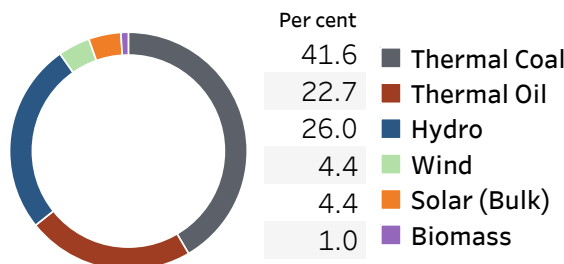
| Crude Oil | | | Refined (Singapore Platts) | | |
|--------------------------|-------|-------|----------------------------|-----------|----------|
| 16-Feb-24 ^(b) | WTI | OPEC | 14-Feb-24 | 15-Feb-24 | |
| Brent | | | Petrol | Diesel | Kerosene |
| 82.76 | 78.06 | 82.52 | 97.00 | 100.35 | 104.30 |



Source: Reuters, Bloomberg

Electricity Generation

| | 14-Feb-24 | 15-Feb-24 |
|--------------------|-----------|-----------|
| Total Energy (GWh) | 46.78 | 46.86 |
| Peak Demand (MW) | 2,366.80 | 2,369.60 |



Source: Ceylon Electricity Board

(a) Based on actual transactions above Rs. 50 mn reported up to 4.00 PM (b) Updated at 8.00 AM

Published on 16-Feb-2024