

Daily Economic Indicators 14 February 2024



Central Bank of Sri Lanka
Statistics Department

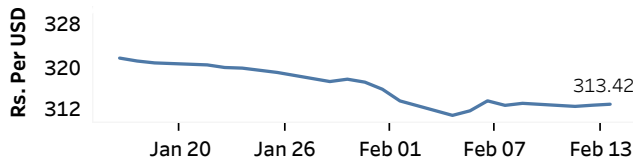
Real GDP Growth: 2023 Q3 1.6% NCPI Y-o-Y Change: December 4.2% CCPI Y-o-Y Change: January 6.4%

Exchange Rates

(Rs. Per Unit)

14-Feb-24	TT Buying	TT Selling
USD	308.2669	318.1678
GBP	386.8619	402.3383
EUR	328.7629	342.4972
JPY	2.0404	2.1230

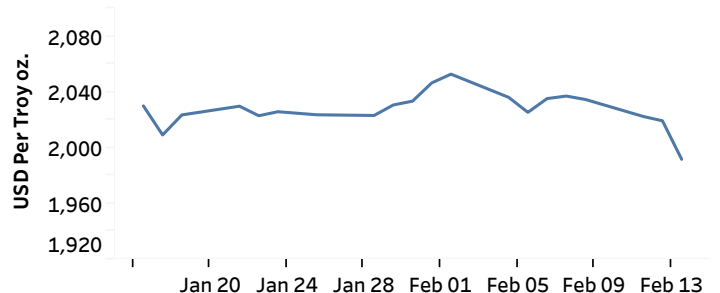
Indicative Rate of the USD/LKR Spot Exchange Rate



Source: Central Bank of Sri Lanka

Gold Price

12-Feb-24	13-Feb-24	14-Feb-24
USD 2,022.54	USD 2,019.43	USD 1,991.85

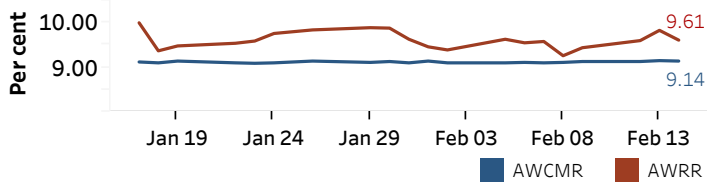


Source: Reuters

Money Market

Policy Rates: SDF Rate: 9.00% SLF Rate: 10.00% SRR: 2.00%

Overnight Money Market



Yield Rates of T-Bills

(per cent)

	Primary Market 14-Feb-24	Secondary Market 14-Feb-24 ^(a)
91 Day	9.79	9.74
182 Day	9.86	9.87
364 Day	10.02	10.04

Source: Central Bank of Sri Lanka

Overnight Liquidity (Rs. bn)	13-Feb-24	14-Feb-24
	128.03	50.18

Share Market

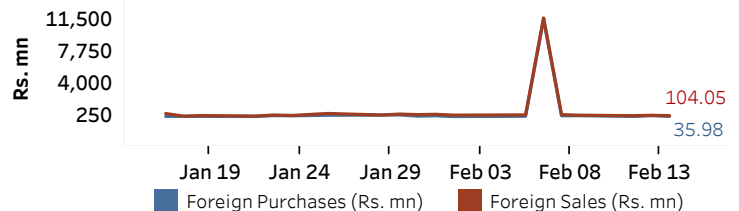
14-Feb-24

ASPI	▼	10,531.48
S&P	▲	3,024.26

Daily Turnover

Rs.695.11 mn

Market Capitalisation	PE Ratio
Rs. 4,103.14 bn	10.96

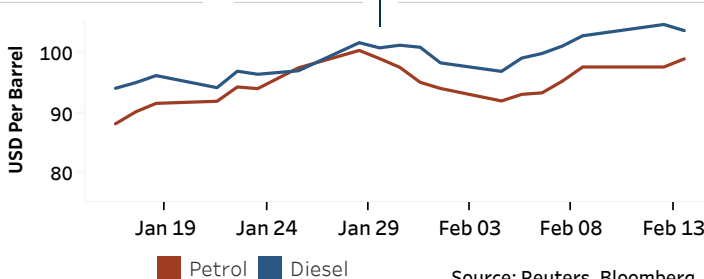


Source: Colombo Stock Exchange

Energy

Petroleum Products (USD per Barrel)

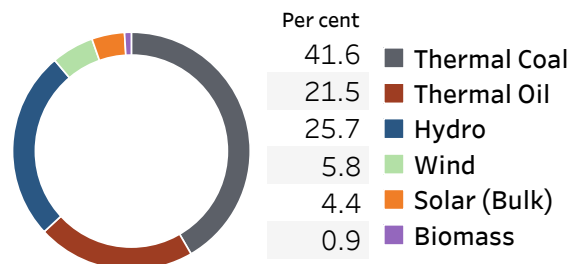
Crude Oil			Refined (Singapore Platts)		
15-Feb-24 ^(b)	13-Feb-24		14-Feb-24		
Brent	WTI	OPEC	Petrol	Diesel	Kerosene
81.26	76.31	82.41	98.90	103.60	107.06



Source: Reuters, Bloomberg

Electricity Generation

	13-Feb-24	14-Feb-24
Total Energy (GWh)	46.17	46.78
Peak Demand (MW)	2,407.30	2,366.80



Source: Ceylon Electricity Board

(a) Based on actual transactions above Rs. 50 mn reported up to 4.00 PM (b) Updated at 8.00 AM

Published on 15-Feb-2024