

Daily Economic Indicators 13 February 2024



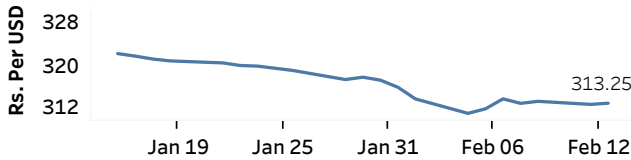
Real GDP Growth: 2023 Q3 1.6% NCPI Y-o-Y Change: December 4.2% CCPI Y-o-Y Change: January 6.4%

Exchange Rates

(Rs. Per Unit)

13-Feb-24	TT Buying	TT Selling
USD	308.5844	318.4655
GBP	388.1377	403.2748
EUR	330.6448	344.3558
JPY	2.0584	2.1397

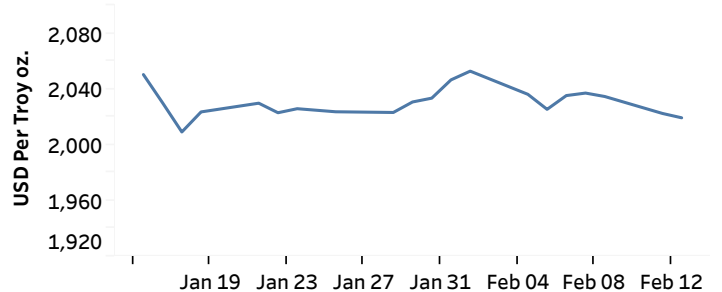
Indicative Rate of the USD/LKR Spot Exchange Rate



Source: Central Bank of Sri Lanka

Gold Price

09-Feb-24	12-Feb-24	13-Feb-24
USD 2,034.68	USD 2,022.54	USD 2,019.43

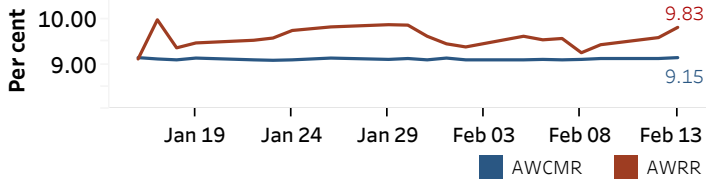


Source: Reuters

Money Market

Policy Rates: SDF Rate: 9.00% SLF Rate: 10.00% SRR: 2.00%

Overnight Money Market



Yield Rates of T-Bills

(per cent)

	Primary Market 07-Feb-24	Secondary Market 13-Feb-24 ^(a)
91 Day	10.96	-
182 Day	11.07	-
364 Day	10.73	10.00

Source: Central Bank of Sri Lanka

Overnight Liquidity (Rs. bn)	12-Feb-24	13-Feb-24
	22.27	128.03

Share Market

13-Feb-24

ASPI	▼	10,557.28
S&P	▼	3,022.53

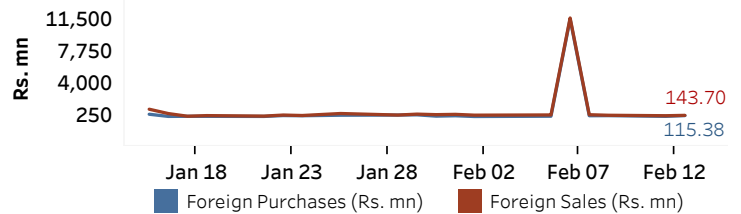
Daily Turnover

Rs. 711.29 mn

Market Capitalisation PE Ratio

Rs. 4,114.72 bn 10.99

Foreign Purchases and Sales

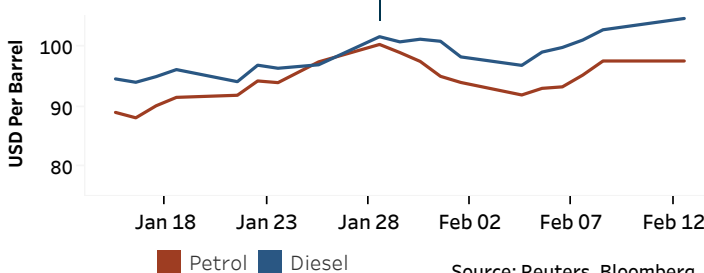


Source: Colombo Stock Exchange

Energy

Petroleum Products (USD per Barrel)

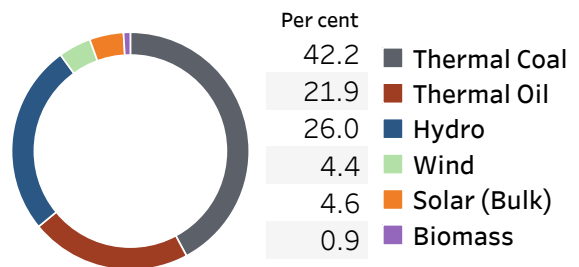
Crude Oil			Refined (Singapore Platts)		
14-Feb-24 ^(b)	12-Feb-24	13-Feb-24	Petrol	Diesel	Kerosene
Brent	WTI	OPEC	97.55	104.62	107.62
82.47	77.67	81.43			



Source: Reuters, Bloomberg

Electricity Generation

	12-Feb-24	13-Feb-24
Total Energy (GWh)	44.92	46.17
Peak Demand (MW)	2,405.00	2,407.30



Source: Ceylon Electricity Board

(a) Based on actual transactions above Rs. 50 mn reported up to 4.00 PM (b) Updated at 8.00 AM

Published on 14-Feb-2024