

Daily Economic Indicators 12 February 2024



Central Bank of Sri Lanka
Statistics Department

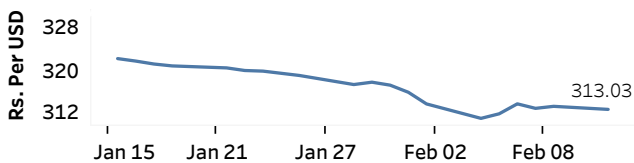
Real GDP Growth: 2023 Q3 1.6% NCPI Y-o-Y Change: December 4.2% CCPI Y-o-Y Change: January 6.4%

Exchange Rates

(Rs. Per Unit)

12-Feb-24	TT Buying	TT Selling
USD	308.1990	317.8272
GBP	387.9176	403.3124
EUR	331.0515	344.9410
JPY	2.0580	2.1410

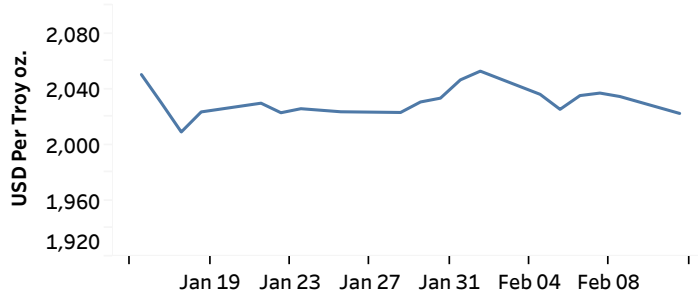
Indicative Rate of the USD/LKR Spot Exchange Rate



Source: Central Bank of Sri Lanka

Gold Price

08-Feb-24	09-Feb-24	12-Feb-24
USD 2,037.15	USD 2,034.68	USD 2,022.54

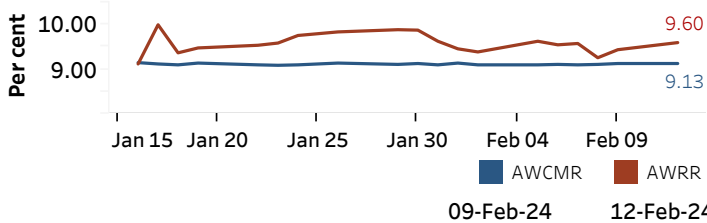


Source: Reuters

Money Market

Policy Rates: SDF Rate: 9.00% SLF Rate: 10.00% SRR: 2.00%

Overnight Money Market



Yield Rates of T-Bills

(per cent)

	Primary Market 07-Feb-24	Secondary Market 12-Feb-24 ^(a)
91 Day	10.96	-
182 Day	11.07	10.21
364 Day	10.73	-

Source: Central Bank of Sri Lanka

Overnight Liquidity (Rs. bn)	09-Feb-24	12-Feb-24
	125.32	22.27

Share Market

12-Feb-24

ASPI	▲	10,584.02
S&P	▲	3,032.29

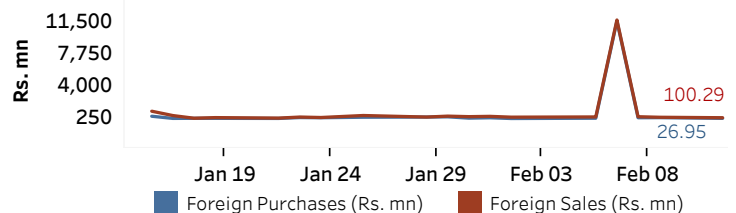
Daily Turnover

Rs.572.51 mn

Market Capitalisation PE Ratio

Rs. 4,121.85 bn 11.01

Foreign Purchases and Sales

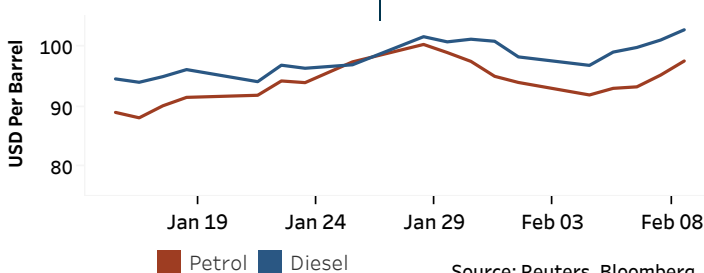


Source: Colombo Stock Exchange

Energy

Petroleum Products (USD per Barrel)

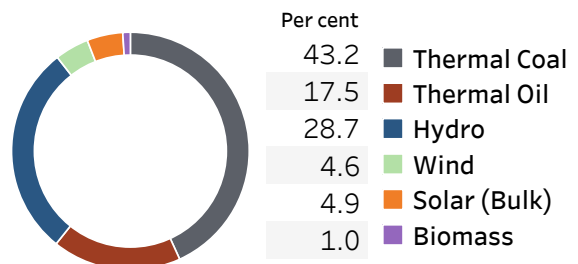
Crude Oil			Refined (Singapore Platts)		
13-Feb-24 ^(b)	09-Feb-24	09-Feb-24	09-Feb-24	09-Feb-24	09-Feb-24
Brent	WTI	OPEC	Petrol	Diesel	Kerosene
82.05	77.01	81.45	97.55	102.74	105.78



Source: Reuters, Bloomberg

Electricity Generation

	11-Feb-24	12-Feb-24
Total Energy (GWh)	37.35	44.92
Peak Demand (MW)	2,116.20	2,405.00



Source: Ceylon Electricity Board

(a) Based on actual transactions above Rs. 50 mn reported up to 4.00 PM (b) Updated at 8.00 AM

Published on 13-Feb-2024