

Daily Economic Indicators 09 February 2024



Central Bank of Sri Lanka
Statistics Department

Real GDP Growth: 2023 Q3 1.6% NCPI Y-o-Y Change: December 4.2% CCPI Y-o-Y Change: January 6.4%

Exchange Rates

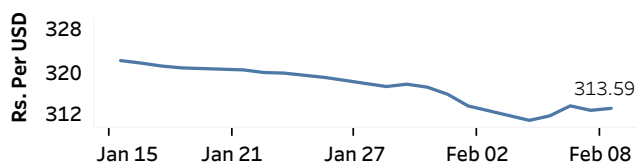
(Rs. Per Unit)

09-Feb-24	TT Buying	TT Selling
USD	308.3194	318.2311
GBP	387.8451	403.2565
EUR	330.7650	344.6668
JPY	2.0574	2.1406

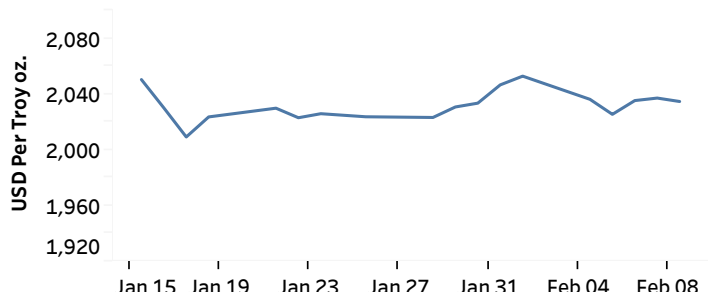
Gold Price

07-Feb-24	08-Feb-24	09-Feb-24
USD 2,035.35	USD 2,037.15	USD 2,034.68

Indicative Rate of the USD/LKR Spot Exchange Rate



Source: Central Bank of Sri Lanka

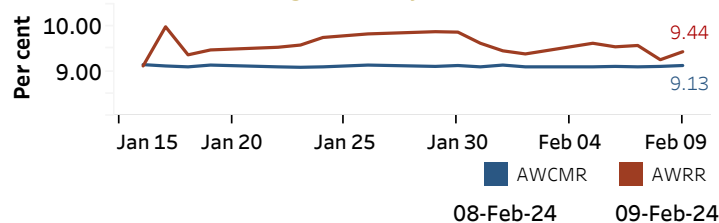


Source: Reuters

Money Market

Policy Rates: SDF Rate: 9.00% SLF Rate: 10.00% SRR: 2.00%

Overnight Money Market



Yield Rates of T-Bills

(per cent)

	Primary Market 07-Feb-24	Secondary Market 09-Feb-24 ^(a)
91 Day	10.96	-
182 Day	11.07	10.43
364 Day	10.73	-

Source: Central Bank of Sri Lanka

Overnight Liquidity (Rs. bn)	08-Feb-24	09-Feb-24
	75.76	125.32

Share Market

09-Feb-24

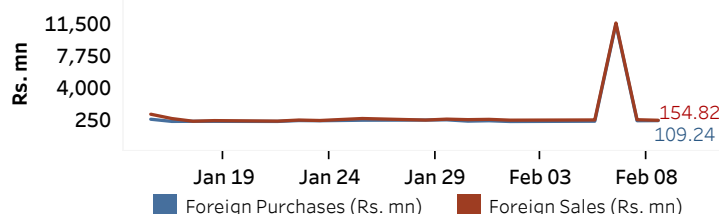
ASPI	▲	10,567.33
S&P	▲	3,026.77

Daily Turnover

Rs. 792.36 mn

Market Capitalisation	PE Ratio
Rs. 4,109.98 bn	10.98

Foreign Purchases and Sales

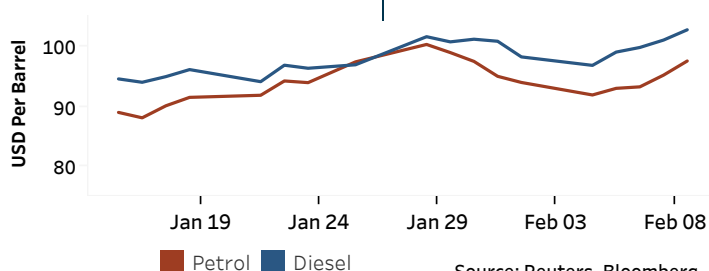


Source: Colombo Stock Exchange

Energy

Petroleum Products (USD per Barrel)

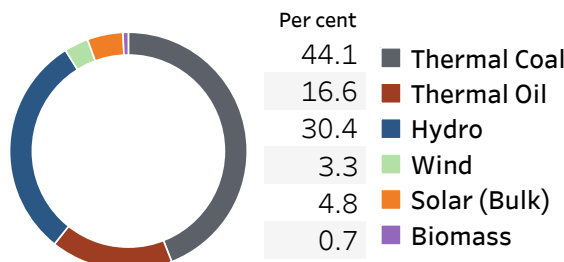
Crude Oil			Refined (Singapore Platts)		
12-Feb-24 ^(b)	08-Feb-24		09-Feb-24		
Brent	WTI	OPEC	Petrol	Diesel	Kerosene
81.82	76.43	80.15	97.55	102.74	105.78



Source: Reuters, Bloomberg

Electricity Generation

	08-Feb-24	09-Feb-24
Total Energy (GWh)	44.60 ^(c)	44.12
Peak Demand (MW)	2,366.70	2,345.70



Source: Ceylon Electricity Board