

Daily Economic Indicators 08 February 2024



Central Bank of Sri Lanka
Statistics Department

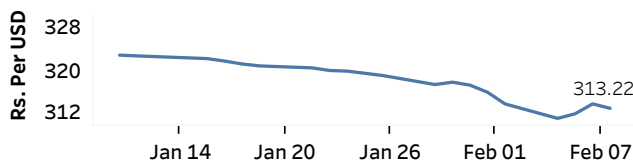
Real GDP Growth: 2023 Q3 1.6% NCPI Y-o-Y Change: December 4.2% CCPI Y-o-Y Change: January 6.4%

Exchange Rates

(Rs. Per Unit)

08-Feb-24	TT Buying	TT Selling
USD	308.4949	318.5839
GBP	388.3961	403.8717
EUR	331.1989	345.0007
JPY	2.0714	2.1553

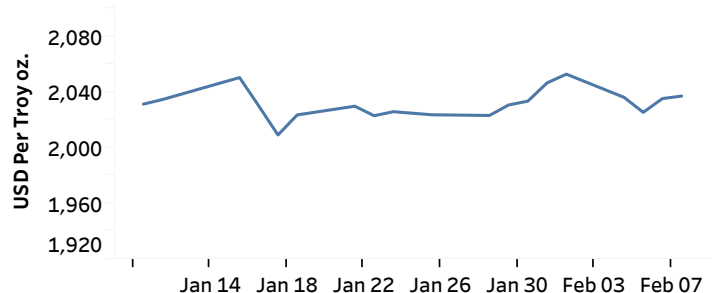
Indicative Rate of the USD/LKR Spot Exchange Rate



Source: Central Bank of Sri Lanka

Gold Price

06-Feb-24	07-Feb-24	08-Feb-24
USD 2,025.49	USD 2,035.35	USD 2,037.15

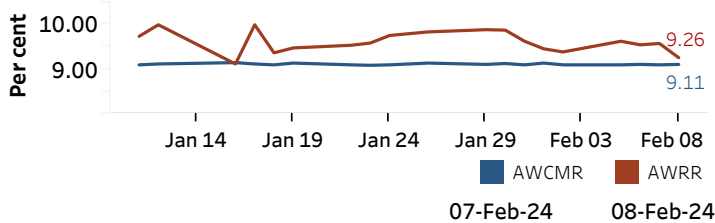


Source: Reuters

Money Market

Policy Rates: SDF Rate: 9.00% SLF Rate: 10.00% SRR: 2.00%

Overnight Money Market



Yield Rates of T-Bills

(per cent)

	Primary Market 07-Feb-24	Secondary Market 08-Feb-24 ^(a)
91 Day	10.96	10.85
182 Day	11.07	10.99
364 Day	10.73	-

Source: Central Bank of Sri Lanka

Overnight Liquidity (Rs. bn)	07-Feb-24	08-Feb-24
	-12.41	75.76

Share Market

08-Feb-24

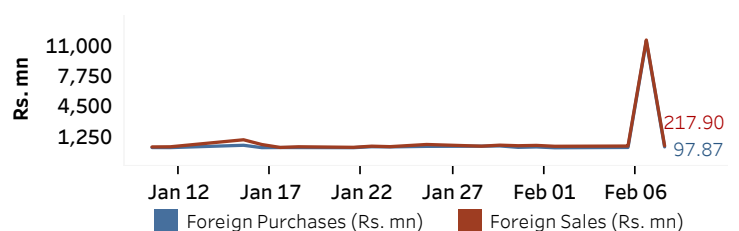
ASPI	▲	10,547.33
S&P	▲	3,015.16

Daily Turnover

Rs.1,110.25 mn

Market Capitalisation	PE Ratio
Rs. 4,102.62 bn	10.96

Foreign Purchases and Sales

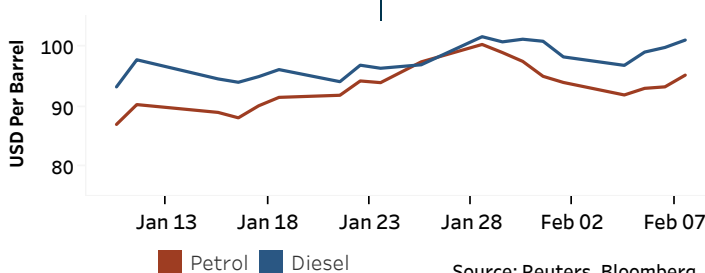


Source: Colombo Stock Exchange

Energy

Petroleum Products (USD per Barrel)

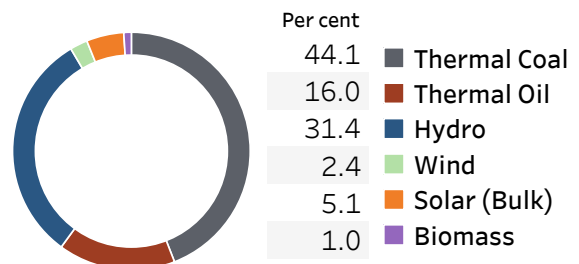
Crude Oil			Refined (Singapore Platts)		
09-Feb-24 ^(b)	07-Feb-24	08-Feb-24	07-Feb-24	08-Feb-24	08-Feb-24
Brent	WTI	OPEC	Petrol	Diesel	Kerosene
81.57	76.26	78.86	95.20	101.03	104.06



Source: Reuters, Bloomberg

Electricity Generation

	07-Feb-24	08-Feb-24
Total Energy (GWh)	45.16	44.04
Peak Demand (MW)	2,376.70	2,366.70



Source: Ceylon Electricity Board

(a) Based on actual transactions above Rs. 50 mn reported up to 4.00 PM (b) Updated at 8.00 AM

Published on 09-Feb-2024