

# Daily Economic Indicators 07 February 2024



Central Bank of Sri Lanka  
Statistics Department

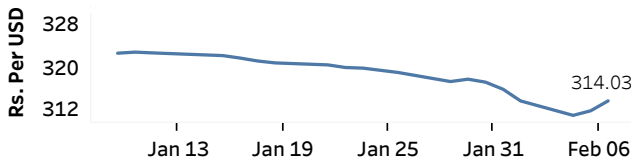
Real GDP Growth: 2023 Q3 1.6%    NCPI Y-o-Y Change: December 4.2%    CCPI Y-o-Y Change: January 6.4%

## Exchange Rates

(Rs. Per Unit)

07-Feb-24	TT Buying	TT Selling
USD	308.5698	318.6869
GBP	387.6978	403.2988
EUR	330.6979	344.6157
JPY	2.0788	2.1635

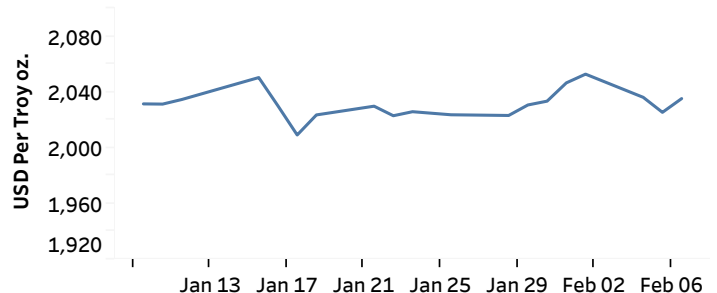
### Indicative Rate of the USD/LKR Spot Exchange Rate



Source: Central Bank of Sri Lanka

## Gold Price

05-Feb-24	06-Feb-24	07-Feb-24
USD 2,036.24	USD 2,025.49	USD 2,035.35

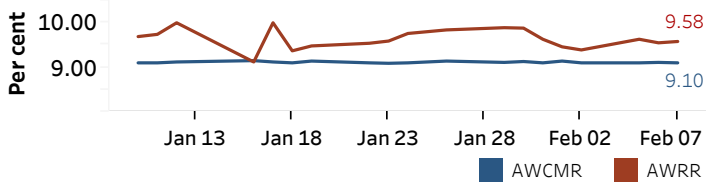


Source: Reuters

## Money Market

Policy Rates: SDF Rate: 9.00%    SLF Rate: 10.00%    SRR: 2.00%

### Overnight Money Market



### Yield Rates of T-Bills

(per cent)

	Primary Market 07-Feb-24	Secondary Market 07-Feb-24 <sup>(a)</sup>
91 Day	10.96	11.06
182 Day	11.07	11.07
364 Day	10.73	-

Source: Central Bank of Sri Lanka

Overnight Liquidity (Rs. bn)	06-Feb-24	07-Feb-24
	-9.86	-12.41

## Share Market

07-Feb-24

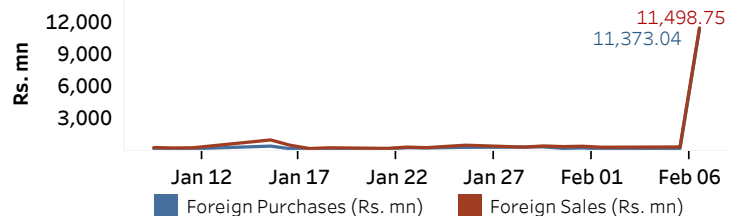
ASPI	▲	10,527.98
S&P	▲	2,996.92

### Daily Turnover

Rs.12,199.44 mn

Market Capitalisation	PE Ratio
Rs. 4,102.44 bn	10.96

### Foreign Purchases and Sales

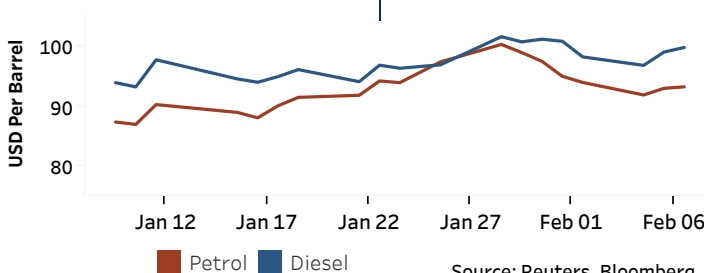


Source: Colombo Stock Exchange

## Energy

### Petroleum Products (USD per Barrel)

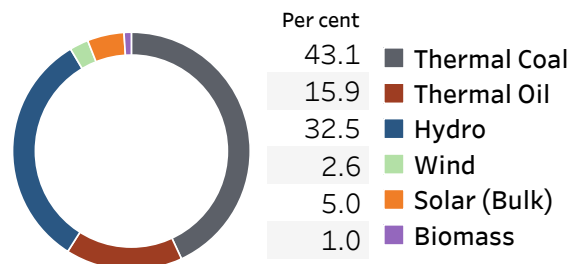
Crude Oil			Refined (Singapore Platts)		
08-Feb-24 <sup>(b)</sup>	06-Feb-24		07-Feb-24		
Brent	WTI	OPEC	Petrol	Diesel	Kerosene
79.48	74.10	78.36	93.25	99.80	102.74



Source: Reuters, Bloomberg

### Electricity Generation

	06-Feb-24	07-Feb-24
Total Energy (GWh)	44.51	45.16
Peak Demand (MW)	2,386.40	2,376.70



Source: Ceylon Electricity Board

(a) Based on actual transactions above Rs. 50 mn reported up to 4.00 PM    (b) Updated at 8.00 AM

Published on 08-Feb-2024