

Daily Economic Indicators 06 February 2024



Central Bank of Sri Lanka
Statistics Department

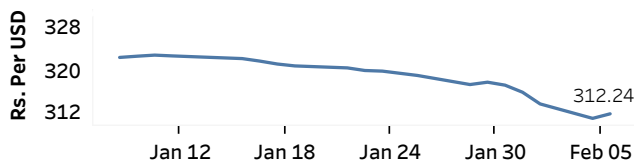
Real GDP Growth: 2023 Q3 1.6% NCPI Y-o-Y Change: December 4.2% CCPI Y-o-Y Change: January 6.4%

Exchange Rates

(Rs. Per Unit)

06-Feb-24	TT Buying	TT Selling
USD	307.7464	317.6567
GBP	384.8098	400.2615
EUR	329.2235	343.1568
JPY	2.0646	2.1474

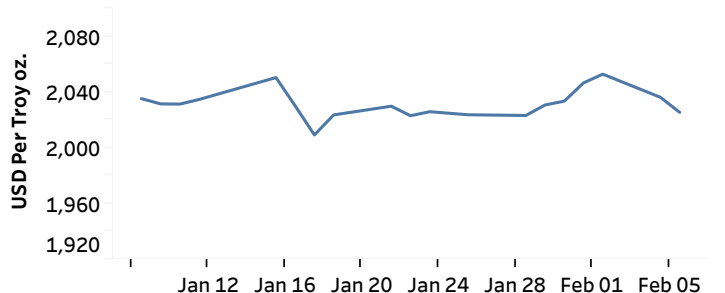
Indicative Rate of the USD/LKR Spot Exchange Rate



Source: Central Bank of Sri Lanka

Gold Price

02-Feb-24	05-Feb-24	06-Feb-24
USD 2,052.85	USD 2,036.24	USD 2,025.49

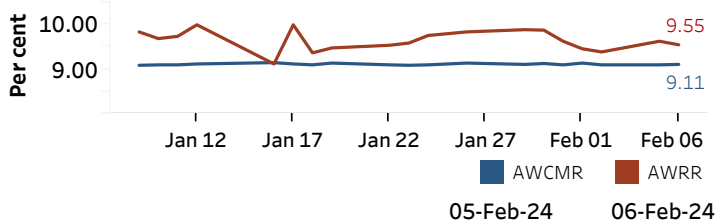


Source: Reuters

Money Market

Policy Rates: SDF Rate: 9.00% SLF Rate: 10.00% SRR: 2.00%

Overnight Money Market



Yield Rates of T-Bills

(per cent)
Primary Market 31-Jan-24 Secondary Market 06-Feb-24^(a)

Term	Primary Market 31-Jan-24	Secondary Market 06-Feb-24 ^(a)
91 Day	11.97	-
182 Day	12.20	11.50
364 Day	12.00	-

Source: Central Bank of Sri Lanka

Overnight Liquidity (Rs. bn)	05-Feb-24	06-Feb-24
	12.69	-9.86

Share Market

06-Feb-24

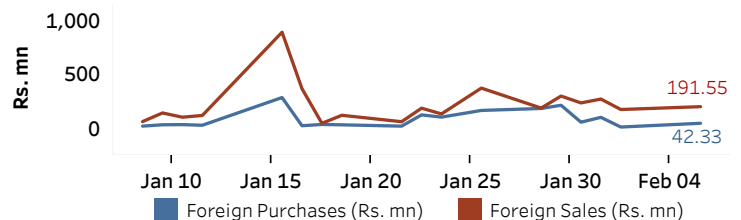
ASPI	▲	10,525.39
S&P	▲	2,992.88

Daily Turnover

Rs. 872.29 mn

Market Capitalisation	PE Ratio
Rs. 4,101.97 bn	10.96

Foreign Purchases and Sales

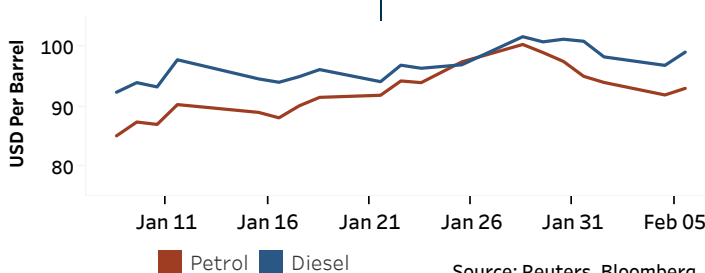


Source: Colombo Stock Exchange

Energy

Petroleum Products (USD per Barrel)

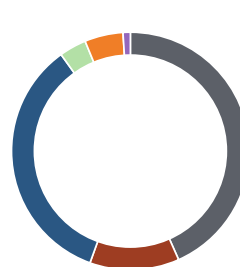
Crude Oil			Refined (Singapore Platts)		
07-Feb-24 ^(b)	05-Feb-24		06-Feb-24		
Brent	WTI	OPEC	Petrol	Diesel	Kerosene
78.88	73.61	77.47	93.00	99.03	102.35



Source: Reuters, Bloomberg

Electricity Generation

	05-Feb-24	06-Feb-24
Total Energy (GWh)	42.26	44.51
Peak Demand (MW)	2,141.30	2,386.40



Per cent

- 43.4 Thermal Coal
- 12.2 Thermal Oil
- 34.6 Hydro
- 3.7 Wind
- 5.2 Solar (Bulk)
- 1.0 Biomass

Source: Ceylon Electricity Board

(a) Based on actual transactions above Rs. 50 mn reported up to 4.00 PM (b) Updated at 8.00 AM

Published on 07-Feb-2024