

Daily Economic Indicators 05 February 2024



Central Bank of Sri Lanka
Statistics Department

Real GDP Growth: 2023 Q3 1.6%

NCPI Y-o-Y Change: December 4.2%

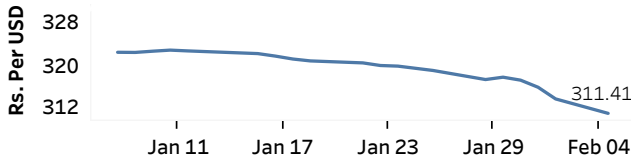
CCPI Y-o-Y Change: January 6.4%

Exchange Rates

(Rs. Per Unit)

05-Feb-24	TT Buying	TT Selling
USD	307.7088	317.2528
GBP	386.2777	402.3856
EUR	330.2393	344.2443
JPY	2.0657	2.1519

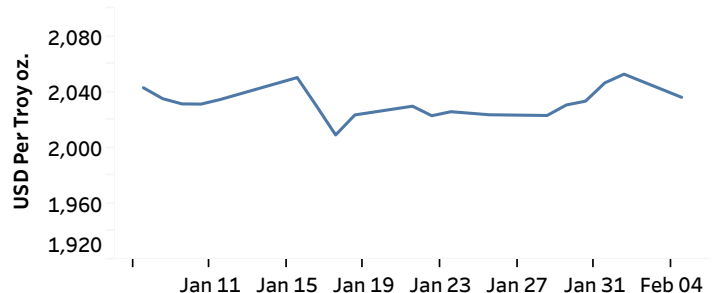
Indicative Rate of the USD/LKR Spot Exchange Rate



Source: Central Bank of Sri Lanka

Gold Price

01-Feb-24	02-Feb-24	05-Feb-24
USD 2,046.60	USD 2,052.85	USD 2,036.24



Source: Reuters

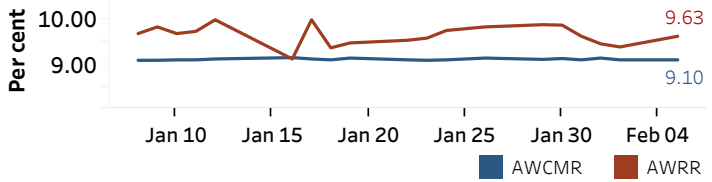
Money Market

Policy Rates: SDF Rate: 9.00%

SLF Rate: 10.00%

SRR: 2.00%

Overnight Money Market



02-Feb-24 05-Feb-24

Overnight Liquidity (Rs. bn) 127.89 12.69

Yield Rates of T-Bills

(per cent)
Primary Market 31-Jan-24
Secondary Market 05-Feb-24^(a)

Term	Primary Market (31-Jan-24)	Secondary Market (05-Feb-24)
91 Day	11.97	-
182 Day	12.20	-
364 Day	12.00	-

Source: Central Bank of Sri Lanka

Share Market

02-Feb-24

ASPI	▲	10,430.79
S&P	▲	2,943.03

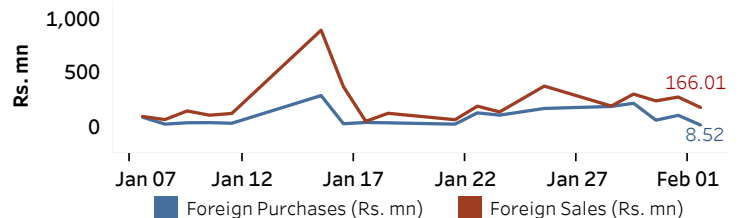
Daily Turnover

Rs.1,392.41 mn

Market Capitalisation PE Ratio

Rs. 4,078.66 bn 10.90

Foreign Purchases and Sales

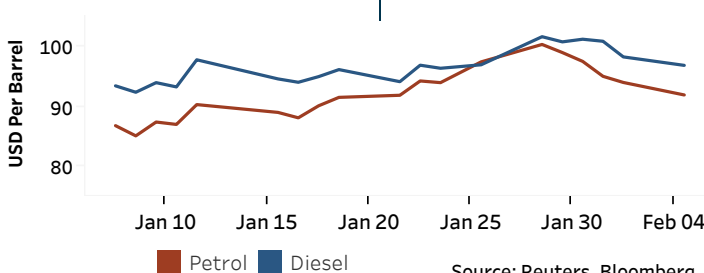


Source: Colombo Stock Exchange

Energy

Petroleum Products (USD per Barrel)

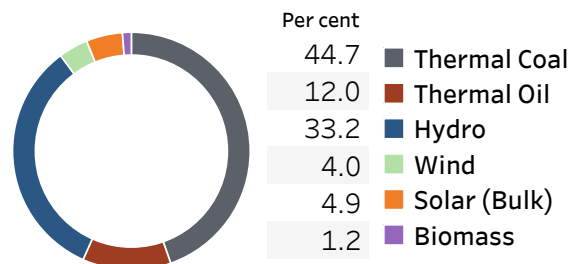
Crude Oil			Refined (Singapore Platts)		
06-Feb-24 ^(b)	02-Feb-24		05-Feb-24		
Brent	WTI	OPEC	Petrol	Diesel	Kerosene
78.10	72.87	78.61	91.90	96.82	100.51



Source: Reuters, Bloomberg

Electricity Generation

	04-Feb-24	05-Feb-24
Total Energy (GWh)	35.59	42.26
Peak Demand (MW)	1,781.10	2,141.30



Source: Ceylon Electricity Board

(a) Based on actual transactions above Rs. 50 mn reported up to 4.00 PM (b) Updated at 8.00 AM

Published on 06-Feb-2024