

Daily Economic Indicators 02 February 2024



Central Bank of Sri Lanka
Statistics Department

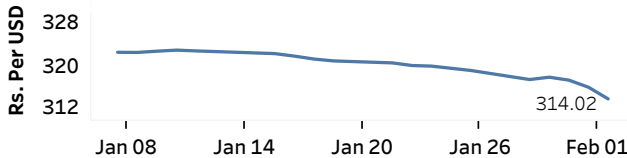
Real GDP Growth: 2023 Q3 1.6% NCPI Y-o-Y Change: December 4.2% CCPI Y-o-Y Change: January 6.4%

Exchange Rates

(Rs. Per Unit)

02-Feb-24	TT Buying	TT Selling
USD	307.1762	316.9979
GBP	389.5519	405.4632
EUR	332.0271	346.2817
JPY	2.0862	2.1720

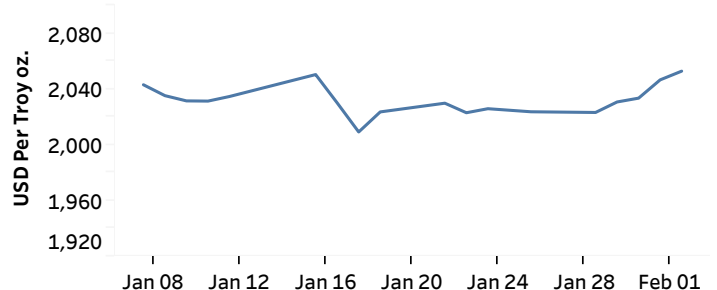
Indicative Rate of the USD/LKR Spot Exchange Rate



Source: Central Bank of Sri Lanka

Gold Price

31-Jan-24	01-Feb-24	02-Feb-24
USD 2,033.51	USD 2,046.60	USD 2,052.85

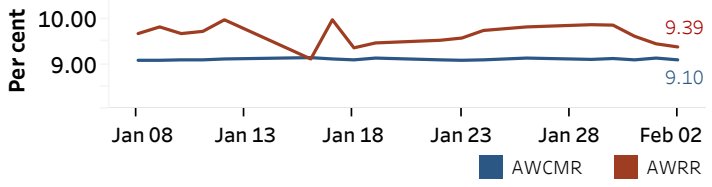


Source: Reuters

Money Market

Policy Rates: SDF Rate: 9.00% SLF Rate: 10.00% SRR: 2.00%

Overnight Money Market



Yield Rates of T-Bills

(per cent)

	Primary Market 31-Jan-24	Secondary Market 02-Feb-24 ^(a)
91 Day	11.97	11.85
182 Day	12.20	12.20
364 Day	12.00	12.00

Source: Central Bank of Sri Lanka

Overnight Liquidity (Rs. bn)	01-Feb-24	02-Feb-24
	-80.04	127.89

Share Market

02-Feb-24

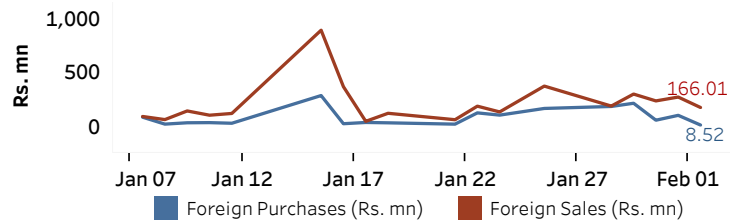
ASPI	▲	10,430.79
S&P	▲	2,943.03

Daily Turnover

Rs.1,392.41 mn

Market Capitalisation	PE Ratio
Rs. 4,078.66 bn	10.90

Foreign Purchases and Sales

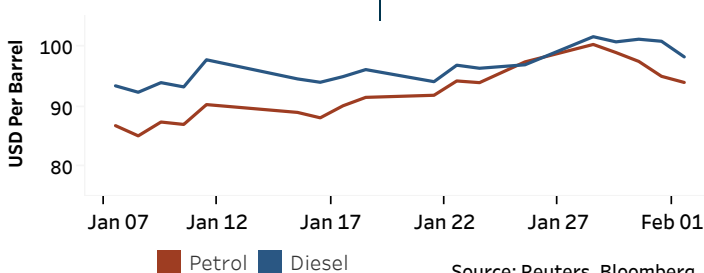


Source: Colombo Stock Exchange

Energy

Petroleum Products (USD per Barrel)

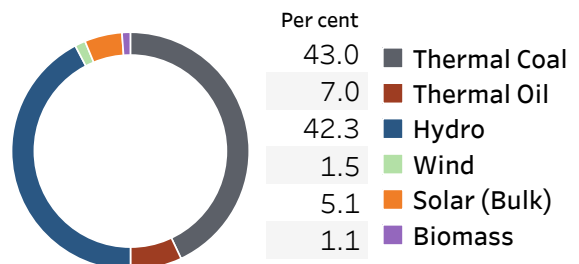
Crude Oil			Refined (Singapore Platts)		
05-Feb-24 ^(b)	01-Feb-24		02-Feb-24		
Brent	WTI	OPEC	Petrol	Diesel	Kerosene
77.48	72.35	80.46	93.98	98.23	101.94



Source: Reuters, Bloomberg

Electricity Generation

	01-Feb-24	02-Feb-24
Total Energy (GWh)	44.41	44.09
Peak Demand (MW)	2,203.60	2,288.80



Source: Ceylon Electricity Board

(a) Based on actual transactions above Rs. 50 mn reported up to 4.00 PM (b) Updated at 8.00 AM

Published on 05-Feb-2024