

# Daily Economic Indicators 01 February 2024



Central Bank of Sri Lanka  
Statistics Department

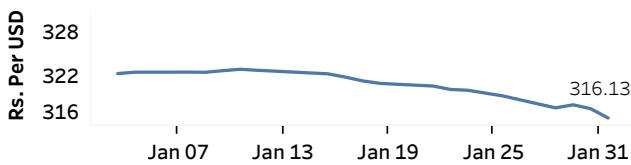
Real GDP Growth: 2023 Q3 1.6%    NCPI Y-o-Y Change: December 4.2%    CCPI Y-o-Y Change: January 6.4%

## Exchange Rates

(Rs. Per Unit)

01-Feb-24	TT Buying	TT Selling
USD	310.5415	320.4082
GBP	392.5603	408.2116
EUR	334.1164	348.2562
JPY	2.1077	2.1941

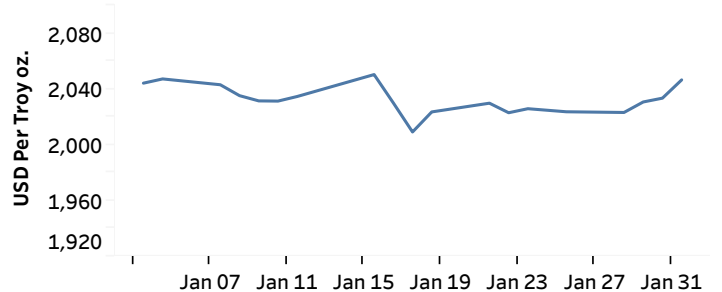
### Indicative Rate of the USD/LKR Spot Exchange Rate



Source: Central Bank of Sri Lanka

## Gold Price

30-Jan-24	31-Jan-24	01-Feb-24
USD 2,030.77	USD 2,033.51	USD 2,046.60

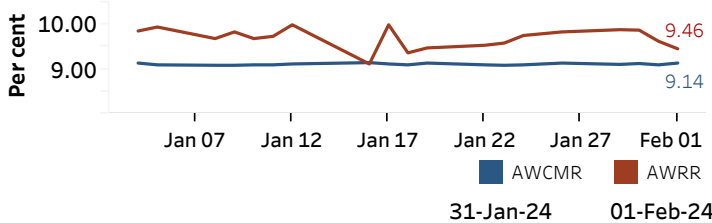


Source: Reuters

## Money Market

Policy Rates: SDF Rate: 9.00%    SLF Rate: 10.00%    SRR: 2.00%

### Overnight Money Market



### Yield Rates of T-Bills

(per cent)

	Primary Market 31-Jan-24	Secondary Market 01-Feb-24 <sup>(a)</sup>
91 Day	11.97	11.81
182 Day	12.20	12.17
364 Day	12.00	11.98

Source: Central Bank of Sri Lanka

Overnight Liquidity (Rs. bn)	31-Jan-24	01-Feb-24
	-25.34	-80.04

## Share Market

01-Feb-24

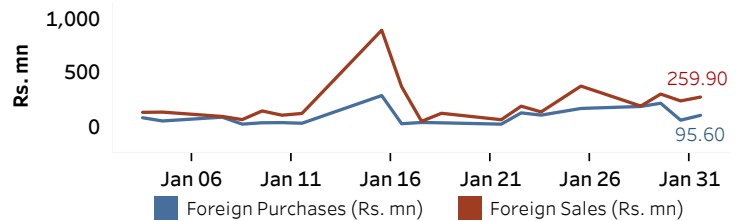
ASPI	▲	10,375.72
S&P	▲	2,933.30

### Daily Turnover

Rs.1,144.64 mn

Market Capitalisation	PE Ratio
Rs. 4,065.06 bn	10.86

### Foreign Purchases and Sales

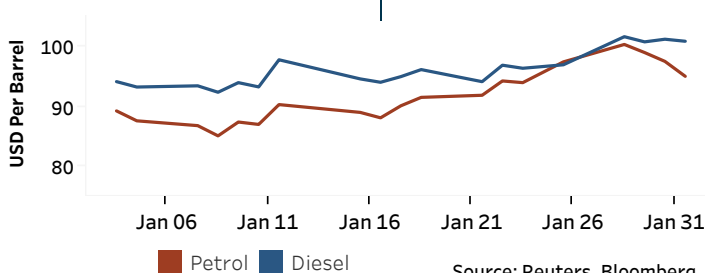


Source: Colombo Stock Exchange

## Energy

### Petroleum Products (USD per Barrel)

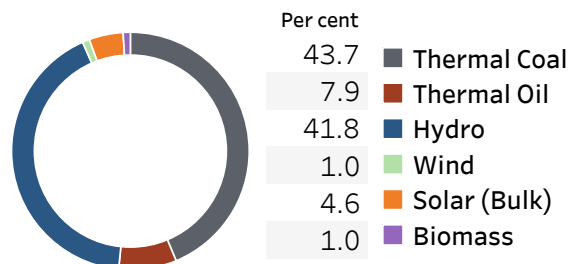
Crude Oil			Refined (Singapore Platts)		
02-Feb-24 <sup>(b)</sup>	31-Jan-24	01-Feb-24	01-Feb-24	01-Feb-24	01-Feb-24
Brent	WTI	OPEC	Petrol	Diesel	Kerosene
79.32	74.32	82.99	95.00	100.83	104.48



Source: Reuters, Bloomberg

### Electricity Generation

	31-Jan-24	01-Feb-24
Total Energy (GWh)	44.82	44.41
Peak Demand (MW)	2,145.40	2,203.60



Source: Ceylon Electricity Board

(a) Based on actual transactions above Rs. 50 mn reported up to 4.00 PM    (b) Updated at 8.00 AM

Published on 02-Feb-2024