

# Daily Economic Indicators 31 January 2024



Central Bank of Sri Lanka  
Statistics Department

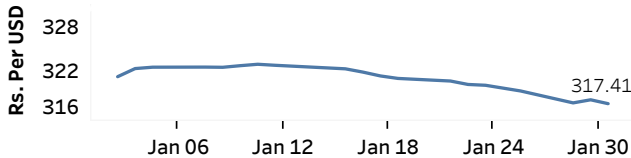
Real GDP Growth: 2023 Q3 1.6%    NCPI Y-o-Y Change: December 4.2%    CCPI Y-o-Y Change: January 6.4%

## Exchange Rates

(Rs. Per Unit)

31-Jan-24	TT Buying	TT Selling
USD	312.0964	321.8542
GBP	394.1698	409.7714
EUR	336.0490	350.0412
JPY	2.1048	2.1886

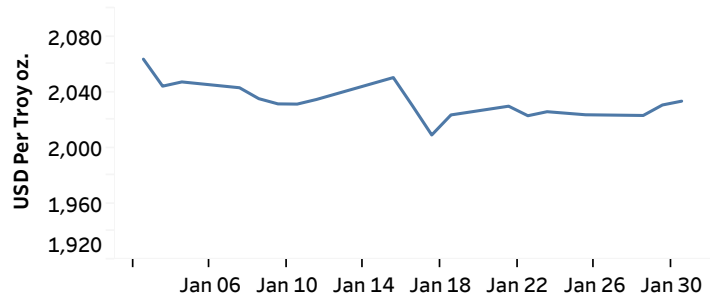
### Indicative Rate of the USD/LKR Spot Exchange Rate



Source: Central Bank of Sri Lanka

## Gold Price

29-Jan-24	30-Jan-24	31-Jan-24
USD 2,023.24	USD 2,030.77	USD 2,033.51

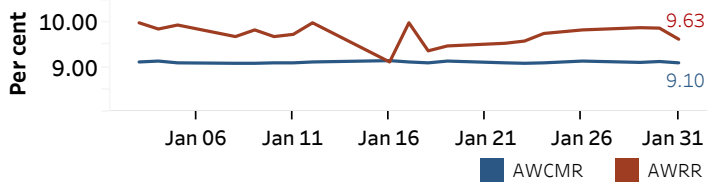


Source: Reuters

## Money Market

Policy Rates: SDF Rate: 9.00%    SLF Rate: 10.00%    SRR: 2.00%

### Overnight Money Market



### Yield Rates of T-Bills

(per cent)

	Primary Market 31-Jan-24	Secondary Market 31-Jan-24 <sup>(a)</sup>
91 Day	11.97	11.94
182 Day	12.20	12.30
364 Day	12.00	11.95

Source: Central Bank of Sri Lanka

Overnight Liquidity (Rs. bn)	30-Jan-24	31-Jan-24
	-37.54	-25.34

## Share Market

31-Jan-24

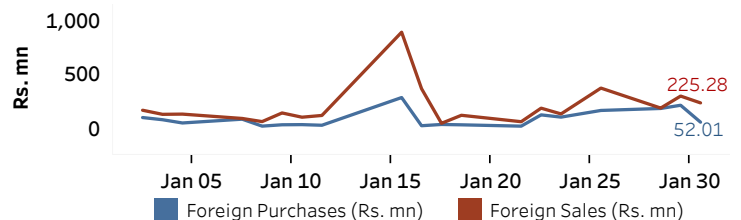
ASPI	▲	10,311.15
S&P	▼	2,896.48

### Daily Turnover

Rs.695.78 mn

Market Capitalisation	PE Ratio
Rs. 4,045.80 bn	10.81

### Foreign Purchases and Sales

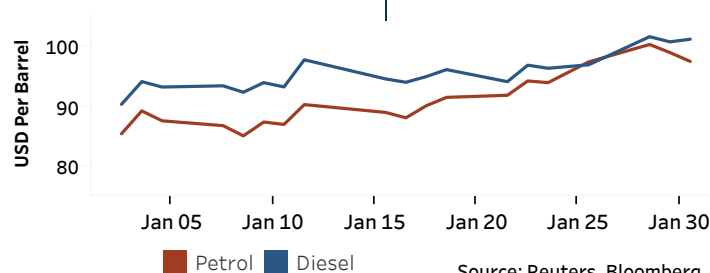


Source: Colombo Stock Exchange

## Energy

### Petroleum Products (USD per Barrel)

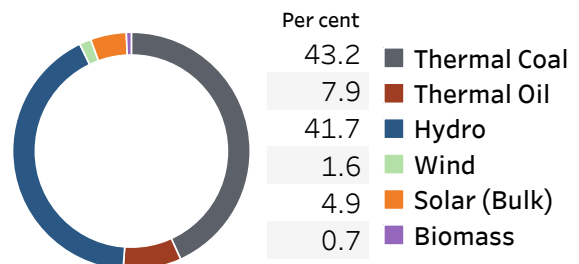
Crude Oil			Refined (Singapore Platts)		
01-Feb-24 <sup>(b)</sup>			31-Jan-24		
Brent	WTI	OPEC	Petrol	Diesel	Kerosene
81.71	76.33	82.94	97.48	101.17	105.23



Source: Reuters, Bloomberg

### Electricity Generation

	30-Jan-24	31-Jan-24
Total Energy (GWh)	45.11	44.82
Peak Demand (MW)	2,156.10	2,145.40



Source: Ceylon Electricity Board

(a) Based on actual transactions above Rs. 50 mn reported up to 4.00 PM    (b) Updated at 8.00 AM

Published on 01-Feb-2024