



Real GDP Growth: 2023 Q3 1.6%

NCPI Y-o-Y Change: December 4.2%

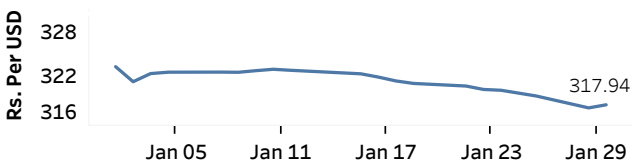
CCPI Y-o-Y Change: December 4.0%

## Exchange Rates

(Rs. Per Unit)

30-Jan-24	TT Buying	TT Selling
USD	312.8180	322.7398
GBP	396.1981	411.7377
EUR	337.2285	351.2936
JPY	2.1147	2.1986

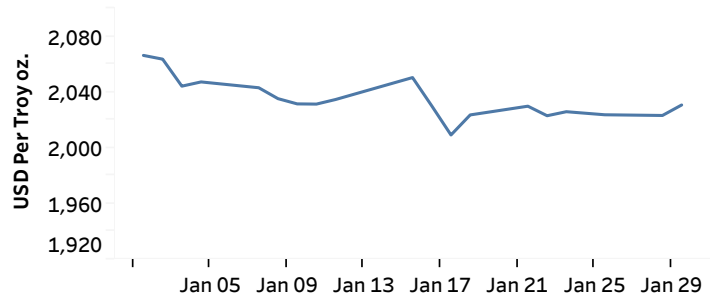
### Indicative Rate of the USD/LKR Spot Exchange Rate



Source: Central Bank of Sri Lanka

## Gold Price

26-Jan-24	29-Jan-24	30-Jan-24
USD 2,023.74	USD 2,023.24	USD 2,030.77



Source: Reuters

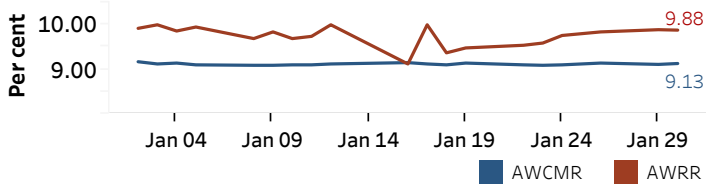
## Money Market

Policy Rates: SDF Rate: 9.00%

SLF Rate: 10.00%

SRR: 2.00%

### Overnight Money Market



29-Jan-24 30-Jan-24

Overnight Liquidity (Rs. bn) -42.24 -37.54

### Yield Rates of T-Bills

(per cent)  
Primary Market 23-Jan-24 Secondary Market 30-Jan-24<sup>(a)</sup>

Term	Primary Market (23-Jan-24)	Secondary Market (30-Jan-24)
91 Day	13.35	-
182 Day	13.41	-
364 Day	12.78	-

Source: Central Bank of Sri Lanka

## Share Market

30-Jan-24

ASPI ▲ 10,305.12  
S&P ▼ 2,898.64

### Daily Turnover

Rs.1,069.13 mn

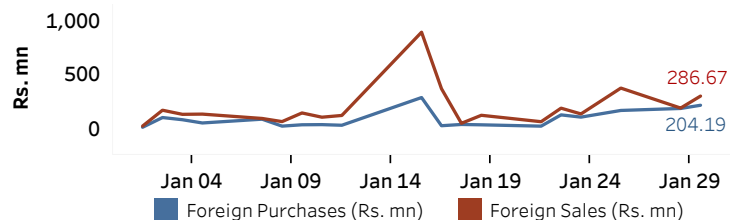
Market Capitalisation

Rs. 4,039.73 bn

PE Ratio

10.79

### Foreign Purchases and Sales

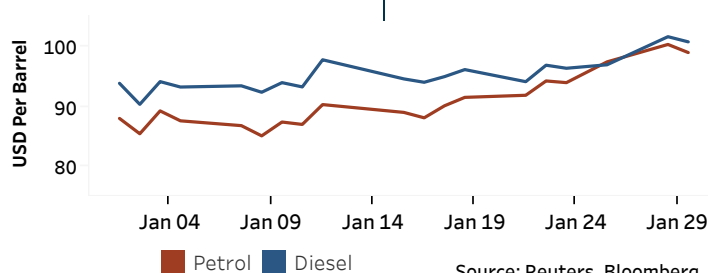


Source: Colombo Stock Exchange

## Energy

### Petroleum Products (USD per Barrel)

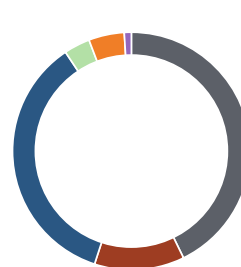
Crude Oil			Refined (Singapore Platts)		
31-Jan-24 <sup>(b)</sup>	29-Jan-24	30-Jan-24	Petrol	Diesel	Kerosene
Brent	WTI	OPEC	98.95	100.73	104.93
82.50	77.58	84.19			



Source: Reuters, Bloomberg

### Electricity Generation

	29-Jan-24	30-Jan-24
Total Energy (GWh)	45.13	45.11
Peak Demand (MW)	2,294.90	2,156.10



Per cent	Source
42.8	Thermal Coal
12.2	Thermal Oil
35.6	Hydro
3.6	Wind
4.8	Solar (Bulk)
1.0	Biomass

Source: Ceylon Electricity Board