

Daily Economic Indicators 29 January 2024



Central Bank of Sri Lanka
Statistics Department

Real GDP Growth: 2023 Q3 1.6% NCPI Y-o-Y Change: December 4.2% CCPI Y-o-Y Change: December 4.0%

Exchange Rates

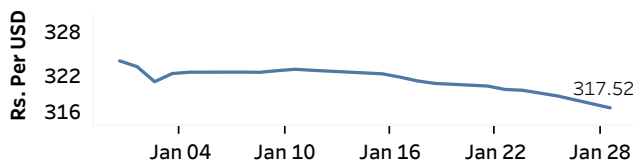
(Rs. Per Unit)

29-Jan-24	TT Buying	TT Selling
USD	312.6759	322.7716
GBP	395.7546	411.3332
EUR	337.4777	351.5591
JPY	2.1028	2.1875

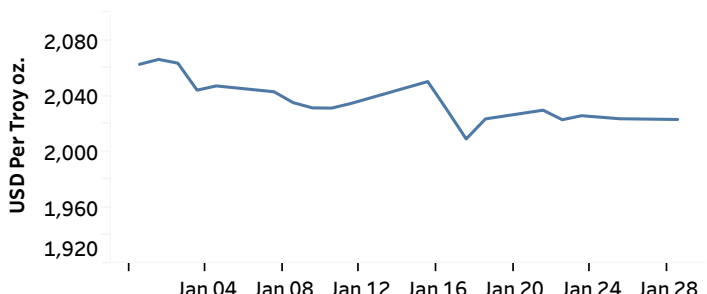
Gold Price

24-Jan-24	26-Jan-24	29-Jan-24
USD 2,025.94	USD 2,023.74	USD 2,023.24

Indicative Rate of the USD/LKR Spot Exchange Rate



Source: Central Bank of Sri Lanka

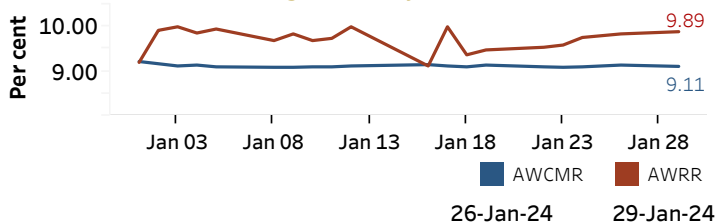


Source: Reuters

Money Market

Policy Rates: SDF Rate: 9.00% SLF Rate: 10.00% SRR: 2.00%

Overnight Money Market



Yield Rates of T-Bills

(per cent)

	Primary Market 23-Jan-24	Secondary Market 29-Jan-24 ^(a)
91 Day	13.35	-
182 Day	13.41	12.40
364 Day	12.78	-

Source: Central Bank of Sri Lanka

Overnight Liquidity (Rs. bn)	26-Jan-24	29-Jan-24
	121.35	-42.24

Share Market

29-Jan-24

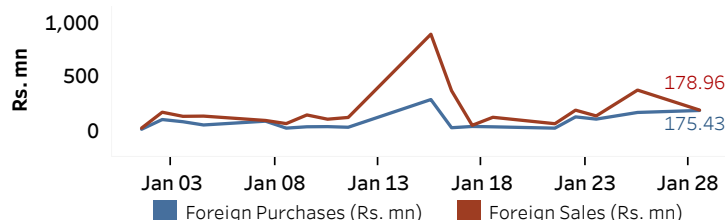
ASPI	▼	10,297.35
S&P	▼	2,913.29

Daily Turnover

Rs.590.58 mn

Market Capitalisation	PE Ratio
Rs. 4,036.17 bn	10.78

Foreign Purchases and Sales

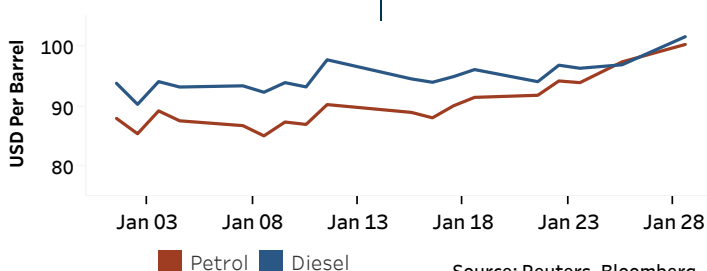


Source: Colombo Stock Exchange

Energy

Petroleum Products (USD per Barrel)

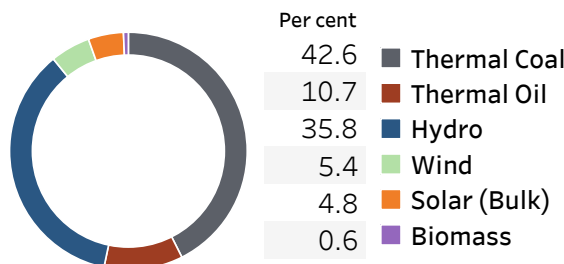
Crude Oil			Refined (Singapore Platts)		
30-Jan-24 ^(b)	26-Jan-24	29-Jan-24	Petrol	Diesel	Kerosene
Brent	WTI	OPEC	100.30	101.59	104.78
82.78	77.12	83.00			



Source: Reuters, Bloomberg

Electricity Generation

	28-Jan-24	29-Jan-24
Total Energy (GWh)	38.25	45.13
Peak Demand (MW)	2,056.30	2,294.90



Source: Ceylon Electricity Board

(a) Based on actual transactions above Rs. 50 mn reported up to 4.00 PM (b) Updated at 8.00 AM

Published on 30-Jan-2024