



Real GDP Growth: 2023 Q3 1.6% NCPI Y-o-Y Change: December 4.2% CCPI Y-o-Y Change: December 4.0%

Exchange Rates

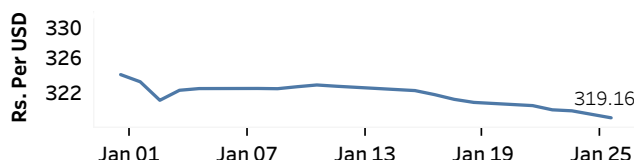
(Rs. Per Unit)

26-Jan-24	TT Buying	TT Selling
USD	313.1731	323.1775
GBP	396.5766	412.2931
EUR	338.0404	352.0374
JPY	2.1128	2.1982

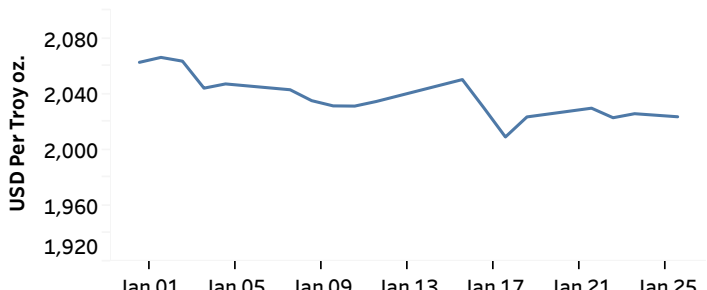
Gold Price

23-Jan-24	24-Jan-24	26-Jan-24
USD 2,023.05	USD 2,025.94	USD 2,023.74

Indicative Rate of the USD/LKR Spot Exchange Rate



Source: Central Bank of Sri Lanka

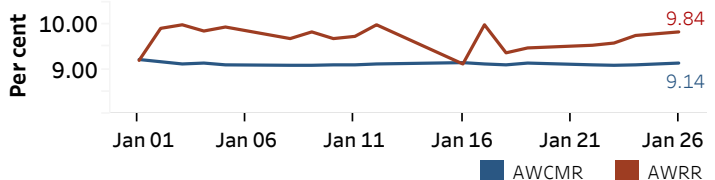


Source: Reuters

Money Market

Policy Rates: SDF Rate: 9.00% SLF Rate: 10.00% SRR: 2.00%

Overnight Money Market



Yield Rates of T-Bills

(per cent)

	Primary Market 23-Jan-24	Secondary Market 26-Jan-24 ^(a)
91 Day	13.35	-
182 Day	13.41	12.76
364 Day	12.78	12.25

Source: Central Bank of Sri Lanka

Overnight Liquidity (Rs. bn)	24-Jan-24	26-Jan-24
	103.08	121.35

Share Market

26-Jan-24

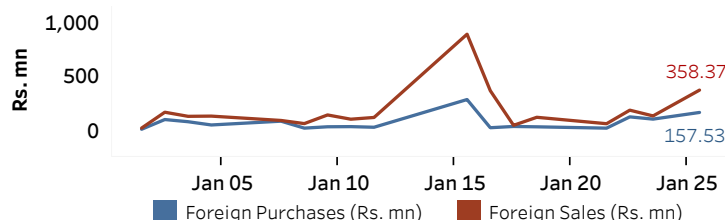
ASPI	▲	10,335.79
S&P	▲	2,929.00

Daily Turnover

Rs. 798.18 mn

Market Capitalisation	PE Ratio
Rs. 4,048.83 bn	10.82

Foreign Purchases and Sales

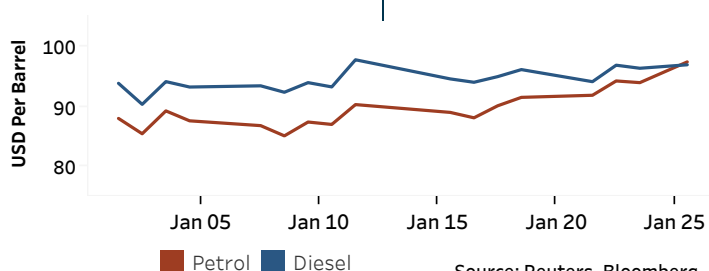


Source: Colombo Stock Exchange

Energy

Petroleum Products (USD per Barrel)

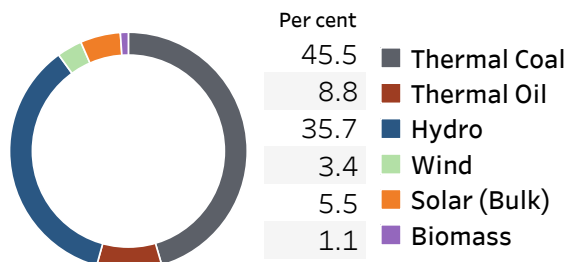
Crude Oil			Refined (Singapore Platts)		
29-Jan-24 ^(b)			26-Jan-24		
Brent	WTI	OPEC	Petrol	Diesel	Kerosene
83.85	78.71	81.05	97.40	96.92	101.36



Source: Reuters, Bloomberg

Electricity Generation

	25-Jan-24	26-Jan-24
Total Energy (GWh)	37.23	42.79
Peak Demand (MW)	2,024.70	2,287.00



Source: Ceylon Electricity Board