

Daily Economic Indicators 24 January 2024



Central Bank of Sri Lanka
Statistics Department

Real GDP Growth: 2023 Q3 1.6%

NCPI Y-o-Y Change: December 4.2%

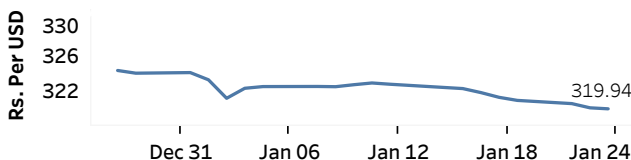
CCPI Y-o-Y Change: December 4.0%

Exchange Rates

(Rs. Per Unit)

24-Jan-24	TT Buying	TT Selling
USD	314.9824	324.7787
GBP	398.3700	413.8838
EUR	340.5948	354.4106
JPY	2.1186	2.2034

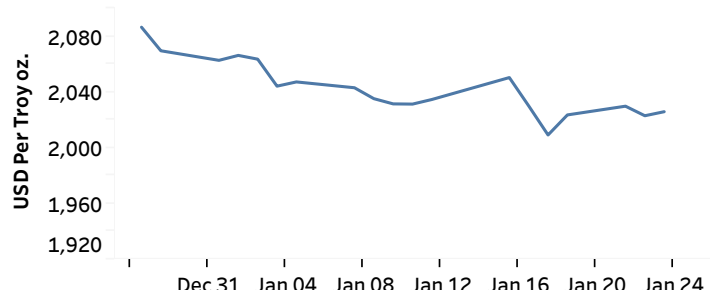
Indicative Rate of the USD/LKR Spot Exchange Rate



Source: Central Bank of Sri Lanka

Gold Price

22-Jan-24	23-Jan-24	24-Jan-24
USD 2,029.89	USD 2,023.05	USD 2,025.94



Source: Reuters

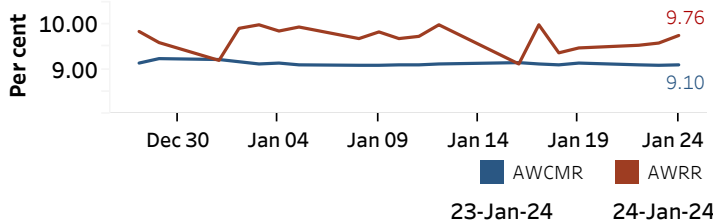
Money Market

Policy Rates: SDF Rate: 9.00%

SLF Rate: 10.00%

SRR: 2.00%

Overnight Money Market



Yield Rates of T-Bills

(per cent)
Primary Market 23-Jan-24 Secondary Market 24-Jan-24^(a)

91 Day	13.35	12.78
182 Day	13.41	13.21
364 Day	12.78	-

Source: Central Bank of Sri Lanka

Overnight Liquidity (Rs. bn)	23-Jan-24	24-Jan-24
	-79.28	103.08

Share Market

24-Jan-24

ASPI	▼	10,274.39
S&P	▲	2,903.39

Daily Turnover

Rs.583.77 mn

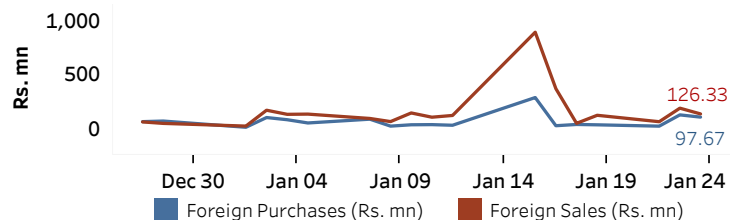
Market Capitalisation

Rs. 4,031.22 bn

PE Ratio

10.77

Foreign Purchases and Sales

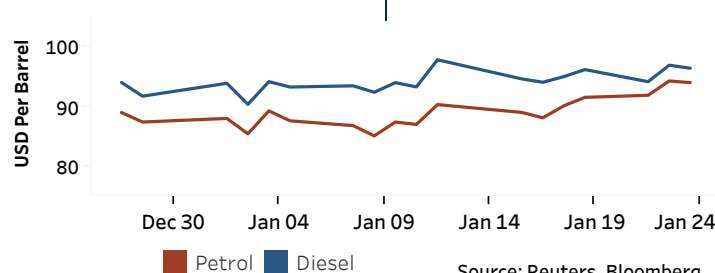


Source: Colombo Stock Exchange

Energy

Petroleum Products (USD per Barrel)

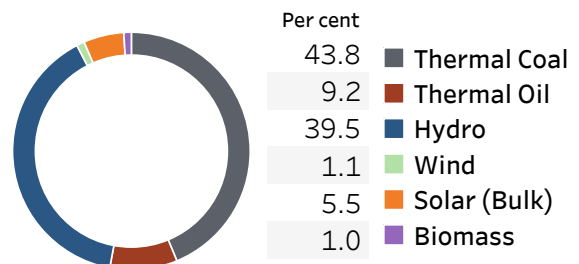
Crude Oil			Refined (Singapore Platts)		
26-Jan-24 ^(b)	24-Jan-24		24-Jan-24		
Brent	WTI	OPEC	Petrol	Diesel	Kerosene
82.00	76.81	81.05	93.95	96.34	101.34



Source: Reuters, Bloomberg

Electricity Generation

	23-Jan-24	24-Jan-24
Total Energy (GWh)	45.73	44.57
Peak Demand (MW)	2,325.30	2,297.90



Source: Ceylon Electricity Board

(a) Based on actual transactions above Rs. 50 mn reported up to 4.00 PM (b) Updated at 8.00 AM

Published on 26-Jan-2024