



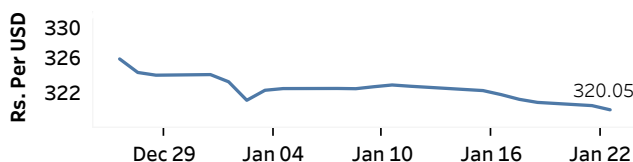
Real GDP Growth: 2023 Q3 1.6%    NCPI Y-o-Y Change: December 4.2%    CCPI Y-o-Y Change: December 4.0%

## Exchange Rates

(Rs. Per Unit)

23-Jan-24	TT Buying	TT Selling
USD	315.0324	324.8287
GBP	399.4883	414.9781
EUR	341.6349	355.5340
JPY	2.1171	2.2018

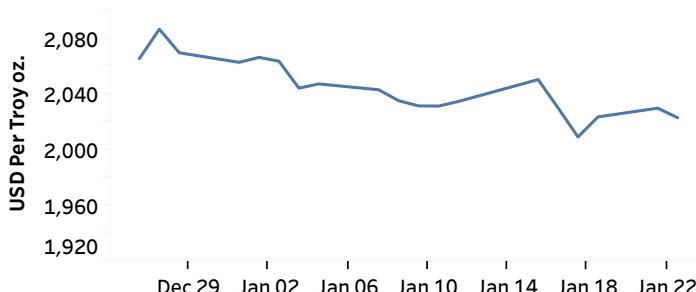
### Indicative Rate of the USD/LKR Spot Exchange Rate



Source: Central Bank of Sri Lanka

## Gold Price

19-Jan-24	22-Jan-24	23-Jan-24
USD 2,023.65	USD 2,029.89	USD 2,023.05

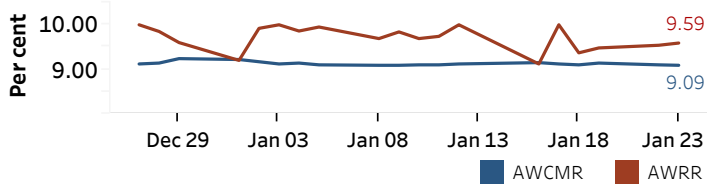


Source: Reuters

## Money Market

Policy Rates: SDF Rate: 9.00%    SLF Rate: 10.00%    SRR: 2.00%

### Overnight Money Market



### Yield Rates of T-Bills

(per cent)

	Primary Market 23-Jan-24	Secondary Market 23-Jan-24 <sup>(a)</sup>
91 Day	13.35	13.36
182 Day	13.41	13.41
364 Day	12.78	12.79

Source: Central Bank of Sri Lanka

Overnight Liquidity (Rs. bn)	22-Jan-24	23-Jan-24
	-56.42	-79.28

## Share Market

23-Jan-24

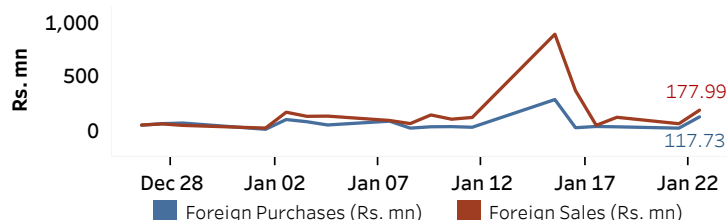
ASPI	▼	10,279.09
S&P	▼	2,901.30

### Daily Turnover

Rs. 700.13 mn

Market Capitalisation	PE Ratio
Rs. 4,033.84 bn	10.78

### Foreign Purchases and Sales

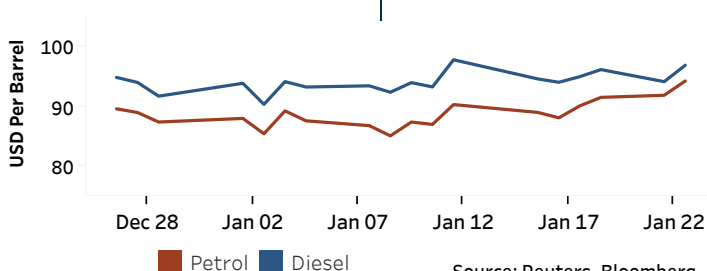


Source: Colombo Stock Exchange

## Energy

### Petroleum Products (USD per Barrel)

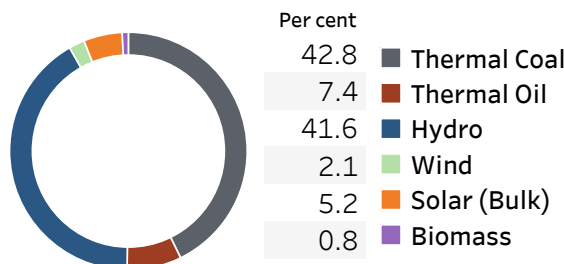
Crude Oil			Refined (Singapore Platts)		
24-Jan-24 <sup>(b)</sup>	22-Jan-24	23-Jan-24	Petrol	Diesel	Kerosene
Brent	WTI	OPEC	94.23	96.85	102.50
79.60	74.42	79.70			



Source: Reuters, Bloomberg

### Electricity Generation

	22-Jan-24	23-Jan-24
Total Energy (GWh)	45.14	45.73
Peak Demand (MW)	2,334.60	2,325.30



Source: Ceylon Electricity Board