

Daily Economic Indicators 18 January 2024



Central Bank of Sri Lanka
Statistics Department

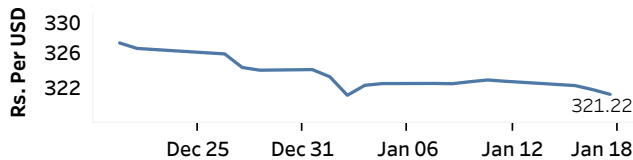
Real GDP Growth: 2023 Q3 1.6% NCPI Y-o-Y Change: November 2.8% CCPI Y-o-Y Change: December 4.0%

Exchange Rates

(Rs. Per Unit)

18-Jan-24	TT Buying	TT Selling
USD	316.0759	325.6904
GBP	399.2650	414.9592
EUR	342.5824	356.7391
JPY	2.1232	2.2126

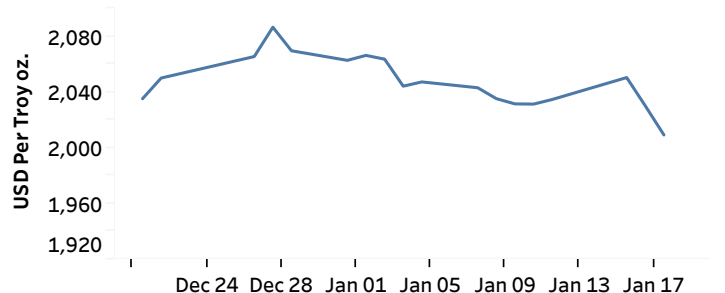
Indicative Rate of the USD/LKR Spot Exchange Rate



Source: Central Bank of Sri Lanka

Gold Price

16-Jan-24	17-Jan-24	18-Jan-24
USD 2,050.40	USD 2,030.11	USD 2,009.27

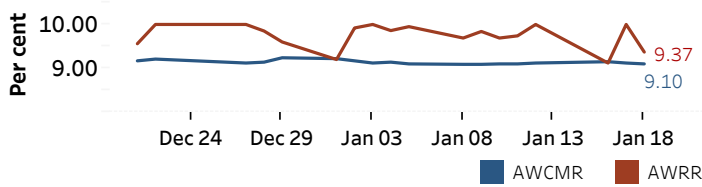


Source: Reuters

Money Market

Policy Rates: SDF Rate: 9.00% SLF Rate: 10.00% SRR: 2.00%

Overnight Money Market



Yield Rates of T-Bills

(per cent)
Primary Market Secondary Market
17-Jan-24 18-Jan-24^(a)

91 Day	13.91	13.54
182 Day	13.83	13.45
364 Day	12.92	12.92

Source: Central Bank of Sri Lanka

Overnight Liquidity (Rs. bn)	17-Jan-24	18-Jan-24
	-67.32	-72.92

Share Market

18-Jan-24

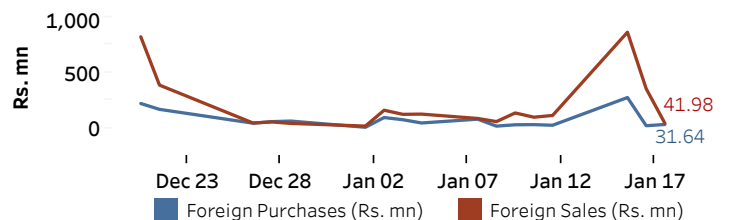
ASPI	▼	10,460.88
S&P	▼	2,957.20

Daily Turnover

Rs.494.12 mn

Market Capitalisation	PE Ratio
Rs. 4,111.17 bn	10.98

Foreign Purchases and Sales

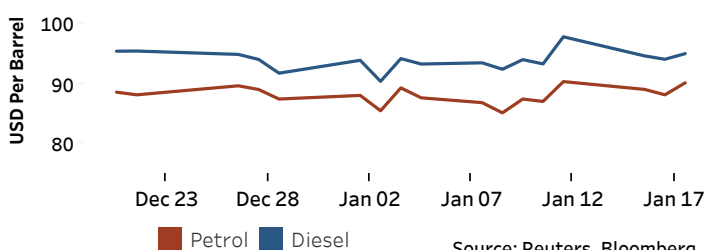


Source: Colombo Stock Exchange

Energy

Petroleum Products (USD per Barrel)

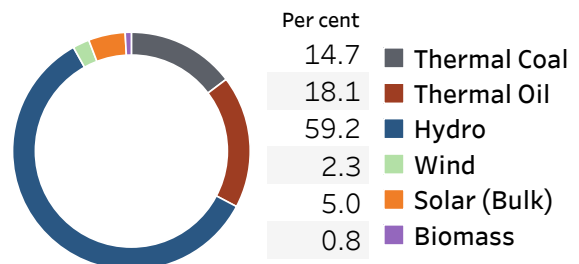
Crude Oil			Refined (Singapore Platts)		
19-Jan-24 ^(b)	17-Jan-24		18-Jan-24		
Brent	WTI	OPEC	Petrol	Diesel	Kerosene
78.93	74.06	78.38	90.10	94.95	101.62



Source: Reuters, Bloomberg

Electricity Generation

	17-Jan-24	18-Jan-24
Total Energy (GWh)	43.06	44.43
Peak Demand (MW)	2,256.50	2,296.20



Source: Ceylon Electricity Board

(a) Based on actual transactions above Rs. 50 mn reported up to 4.00 PM (b) Updated at 8.00 AM

Published on 19-Jan-2024