

Daily Economic Indicators 17 January 2024



Central Bank of Sri Lanka
Statistics Department

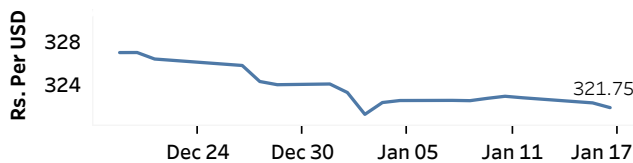
Real GDP Growth: 2023 Q3 1.6% NCPI Y-o-Y Change: November 2.8% CCPI Y-o-Y Change: December 4.0%

Exchange Rates

(Rs. Per Unit)

17-Jan-24	TT Buying	TT Selling
USD	316.7872	326.4384
GBP	398.3374	413.9787
EUR	342.5972	356.7755
JPY	2.1367	2.2285

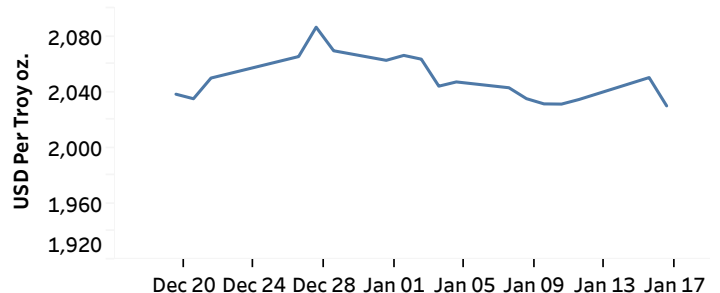
Indicative Rate of the USD/LKR Spot Exchange Rate



Source: Central Bank of Sri Lanka

Gold Price

12-Jan-24	16-Jan-24	17-Jan-24
USD 2,034.69	USD 2,050.40	USD 2,030.11

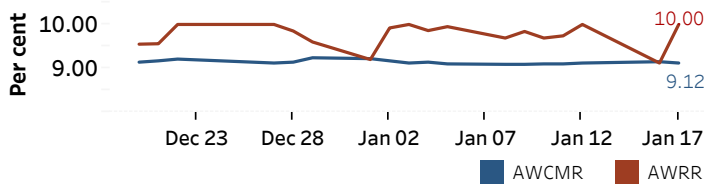


Source: Reuters

Money Market

Policy Rates: SDF Rate: 9.00% SLF Rate: 10.00% SRR: 2.00%

Overnight Money Market



Yield Rates of T-Bills

(per cent)

	Primary Market 17-Jan-24	Secondary Market 17-Jan-24 ^(a)
91 Day	13.91	13.88
182 Day	13.83	13.83
364 Day	12.92	12.94

Source: Central Bank of Sri Lanka

Overnight Liquidity (Rs. bn)	16-Jan-24	17-Jan-24
	-122.81	-67.32

Share Market

17-Jan-24

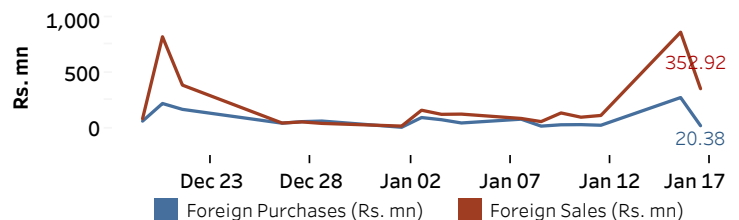
ASPI	▼	10,480.29
S&P	▼	2,974.03

Daily Turnover

Rs.802.76 mn

Market Capitalisation	PE Ratio
Rs. 4,142.33 bn	11.07

Foreign Purchases and Sales

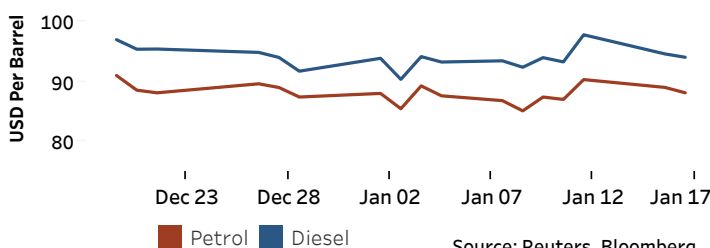


Source: Colombo Stock Exchange

Energy

Petroleum Products (USD per Barrel)

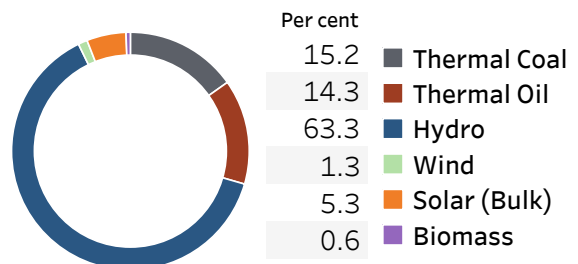
Crude Oil			Refined (Singapore Platts)		
18-Jan-24 ^(b)	16-Jan-24		17-Jan-24		
Brent	WTI	OPEC	Petrol	Diesel	Kerosene
78.14	72.91	79.16	88.10	94.01	100.61



Source: Reuters, Bloomberg

Electricity Generation

	16-Jan-24	17-Jan-24
Total Energy (GWh)	40.62	43.06
Peak Demand (MW)	2,185.60	2,256.50



Source: Ceylon Electricity Board

(a) Based on actual transactions above Rs. 50 mn reported up to 4.00 PM (b) Updated at 8.00 AM

Published on 18-Jan-2024